

Power Your Drive (PYD) Driver Enrollment Instructions

**THIS INFORMATION IS CRITICAL IN ORDER TO ACHIEVE
SUCCESSFUL ENROLLMENT**

- You will need access to the email address used for your SDG&E account.
- If you are an existing SDG&E customer, please log into your “My Account” profile **before** starting PYD registration to review and/or make changes to the email address on file. If you do not have an SDGE account, you will establish one during this enrollment.
- If you have an SDG&E Account in your spouse's name, please use the “**Enroll as a Guest**” option to establish a new Power Your Drive account.

Create Your SDG&E Power Your Drive Account

Power Your Drive EV Drivers

Congratulations! Your employer, apartment community or condo association is participating in SDG&E's Power Your Drive program, which provides charging stations for your electric car. The program's special electricity rate allows you to take advantage of renewable energy. It's like your EV is driving on sunshine.

These Level 2 charging stations are just for your use, and not open to the public. Let's get you charging!

[Sign up](#) [Create an EV community](#) [EV Resources](#) [Questions](#)

You will receive an email from your employer, apartment manager or condo home owner's association with your private **Site ID**. You'll need this to sign up for an SDG&E Power Your Drive account.

New customers will need to have a social security number. If you don't have a social security number, please visit one of our Branch Offices with two forms of approved photo ID and we'll help you sign up for you Power Your Drive account.

Some Power Your Drive drivers may not be paying for their charging on their SDG&E bill. In that case, get your Site ID from your employer, apartment community or condo association and contact your charging station provider.

Please choose one of the following to sign up:

Enroll through My Account

Enroll as a guest

New Customers Use
"Enroll as a Guest"

<https://www.sdge.com/residential/electric-vehicles/power-your-drive/power-your-drive-ev-drivers>

Complete the Form and Move Forward

[Home](#) [Bills and Payments](#) [Service Requests](#) [My Energy](#) [Alerts and Subscriptions](#)

1

2

3

4

😊

I would like to ▼

Enroll in Power Your Drive

Step 1 of 4: Your Information

* Required fields

Set Up Account Holder

* First Name:

Middle Initial:

* Last Name:

Suffix: Please Select ▼

Social Security Information

Your SSN is used to run an identity and credit payment history check. Experian has been authorized to complete this check. If you are unable to provide this number, please visit one of our [branch offices](#) and bring two [acceptable forms of identification](#).

* Social Security Number:
Enter number in the format xxx-xx-xxxx

* Retype Social Security Number:

Prior History

* Are you current a customer of SDG&E or have been one in the past?: ☐ Yes, I am a current customer.
☐ No, I am not a current customer but have had service with SDG&E in the past.
☐ No, I have never been a customer.

* Have you requested service with SDG&E using another name in the past?: ☐ No, I have not used another name to request service.
☐ Yes, I have requested service using another name.

Contact Information

* Please enter at least one phone number. Your SDG&E customer information profile will be updated with this information.

Home Phone Number:

Mobile Phone Number:

Business Phone Number: Ext:

[Cancel](#) [Next >](#)

Continue the Form and Move Forward



Enroll in Power Your Drive

Step 2 of 4: Mailing Address

* Required fields

Mailing Address

* Address Type:

Domestic Mailing Address

Street Address Number:

Select

Modifier (i.e. 1/2)

Direction:

Select

e.g. N.W

* Street Name or PO Box:

Apartment/Unit:

* City:

* State:

Select

* ZIP Code:

Back

Next >

Enter Your Site ID: WP160040

1234

Enroll in Power Your Drive

Step 3 of 4 Select Charging Site

* Required fields

Select Your Charging Site

Charging sites are for authorized drivers only. Drivers are subject to approval by the facility. Don't have a Site ID? If you don't have one, please request one from your site coordinator.

* Enter 8 Character Site ID:

Q Search

✓

Site ID: WP

Charging Site Provider: ChargePoint

Back

Continue >

Site ID#:
WP160040

Submit SDG&E PYD Enrollment



Enroll in Power Your Drive

Review and Confirm Your Enrollment

Charging Site

Site ID:

Charging Site Provider: ChargePoint

* Terms and Conditions

Power Your Drive - Terms and Conditions

Online Account Management User Agreement

- I agree and understand that enrollment in the Power Your Drive rate is governed by applicable [Tariff Rules](#) and the [VGI Rate](#), which represents the terms and conditions related to the rate.
- I understand that enrollment in this rate is not a guarantee of participation in the Power Your Drive Program. Approval by the landlord/owner for access to the location of the SDGE electric vehicle charging stations, as well as registration with the

☐ By clicking the checkbox, you acknowledge that you have fully reviewed and agree to the [Schedule VGI](#).

Back

Submit >

SDG&E PYD Enrollment Confirmation Email



SDG&E Power Your Drive Enrollment Confirmation Inbox x



info@sdge.com

to me ▾

1:35 PM (3 minutes ago)



Re: Bill Account *****58505

Thank you for enrolling in SDG&E's Power Your DriveSM program. We have received your request to add Ashford University to your Power Your Drive account. ChargePoint will contact you by email within 24 hours at with additional instructions for completing the enrollment. Until this is complete, you won't be able to charge. Participation is contingent on approval by Sunroad Centrum.

Pay Your Bill and More with My Account

We noticed that you chose not to link your Power Your Drive account to My Account. With My Account you can now manage your charging site(s), view your online statement, pay your bill and more. Take advantage of these services today. Visit sdge.com/myaccount.

Account Details

Customer Name:

Contact:

Charging Site

Site Access Code

Location:

EVSP:

You may be asked to provide additional information by Site host and/or EVSP to receive credentials to charge at Ashford University. Customers should read and understand the ChargePoint terms and conditions and privacy policy before providing information. Their terms and conditions are separate from SDG&E.

Mailing & Billing Information

You Will Receive An Enrollment Email From ChargePoint Shown Below



Click the “create account” or “login” link to proceed.



Congrats on signing up for the SDG&E Power Your Drive program!

To complete registration in the Power Your Drive program, please click here:

[Create a ChargePoint account](#) or [log in](#).

Having Issues? Just email support@chargepoint.com or call 1.888.758.4389 to let us know.

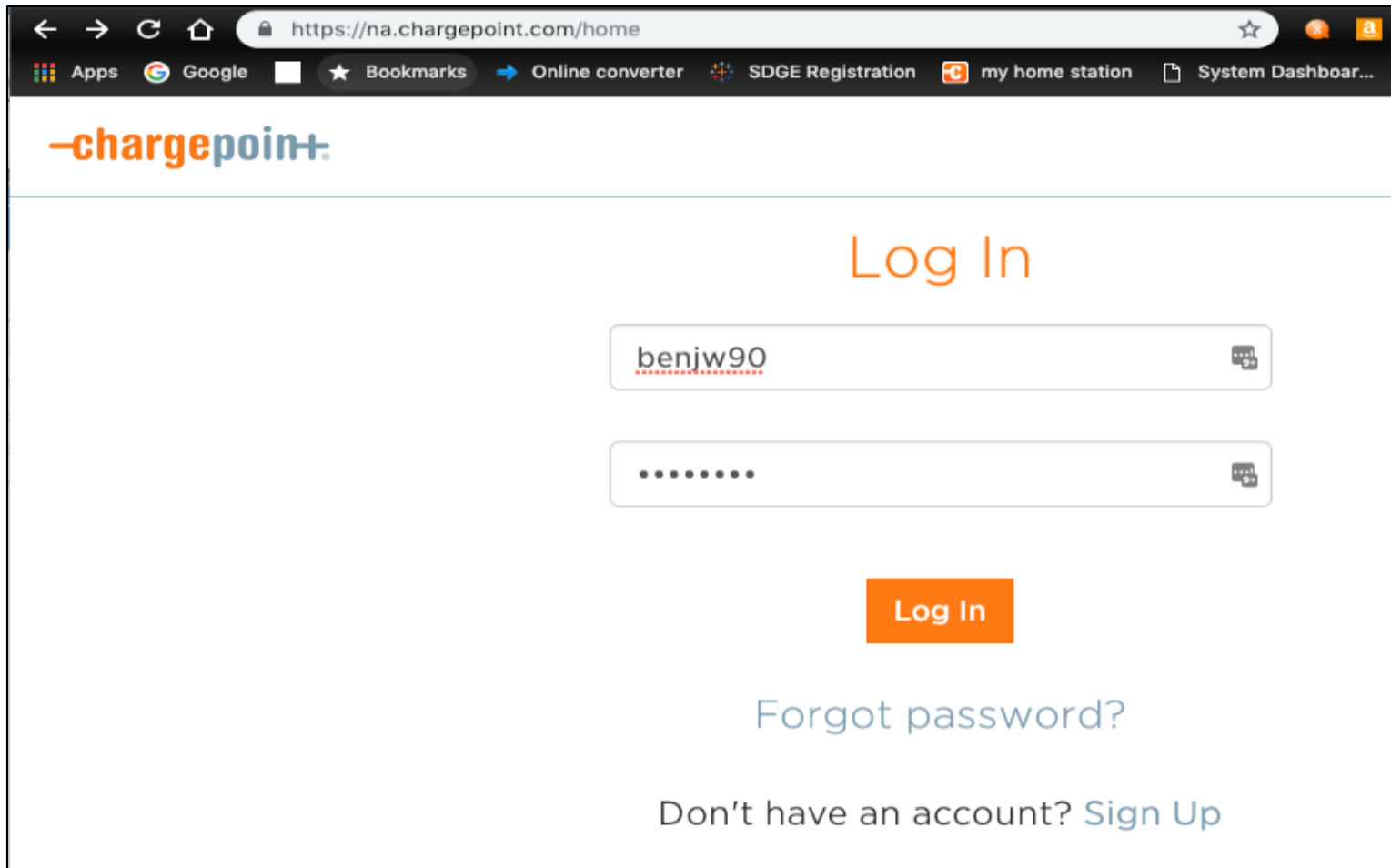
Happy charging!
ChargePoint Team

In case you need it:
SDG&E Account Number: 6789
Enrollment Date:2017-10-27 01:55:19

If you have an existing ChargePoint account, click the “login” link
and proceed to slide 16

Sign Up for An Account or Log In:

Click the Create account link in the email



A screenshot of a web browser displaying the ChargePoint login page. The browser's address bar shows the URL <https://na.chargepoint.com/home>. The page features the ChargePoint logo at the top left. The main heading is "Log In" in orange. Below it are two input fields: the first contains the username "benjw90" and the second is a password field with masked characters. An orange "Log In" button is positioned below the password field. At the bottom, there are links for "Forgot password?" and "Don't have an account? Sign Up".

← → ↻ 🏠 <https://na.chargepoint.com/home> ☆ 🔔 a

Apps Google Bookmarks Online converter SDGE Registration my home station System Dashboar...

-chargepoint+

Log In

Log In

[Forgot password?](#)

Don't have an account? [Sign Up](#)

Sign Up for An Account:

CREATE YOUR PROFILE

Sign Up

Create an account on the largest electric vehicle charging network.

Profile

Account

Add Payment

h2fncn+80704hlt1r1g8@sharklasers.com

foobarTestUser

.....

Test

Driver

254 East Hacienda Avenue

Address 2

Campbell

California

95008

United States

Continue

☒ I agree to the [Privacy Policy](#) and [Terms of Service](#).

Sign Up for An Account :

ENTER PROFILE OF CAR

ChargePoint Cards

With the ChargePoint app, you can tap your phone on a station to start charging. You can also get a ChargePoint card if you'd prefer.



- ☐ I'll use my phone [Learn More](#)
- ☒ Send me a free ChargePoint Card
- ☐ I have a ChargePoint Card

Your free ChargePoint card will be sent to 254 East Hacienda Avenue within 7-10 business days. In the meantime, you can always start charging from the ChargePoint mobile app.

- ☐ Send my free ChargePoint card to a different address

Electric Vehicle

Your car information lets us figure out how many miles of range you will get when charging at our stations.

Tesla

Model 3 Long range

2018

Red Multi-Coat



- ☐ I don't own an EV.

Notifications

Do you want to receive messages about your charging activity?

- ☒ Yes ☐ No
- ☒ EV is fully charged
- ☒ Active charging is unexpectedly interrupted
- ☒ Receipt at end of charging session

Notification Delivery

- ☒ Email

- ☐ Text

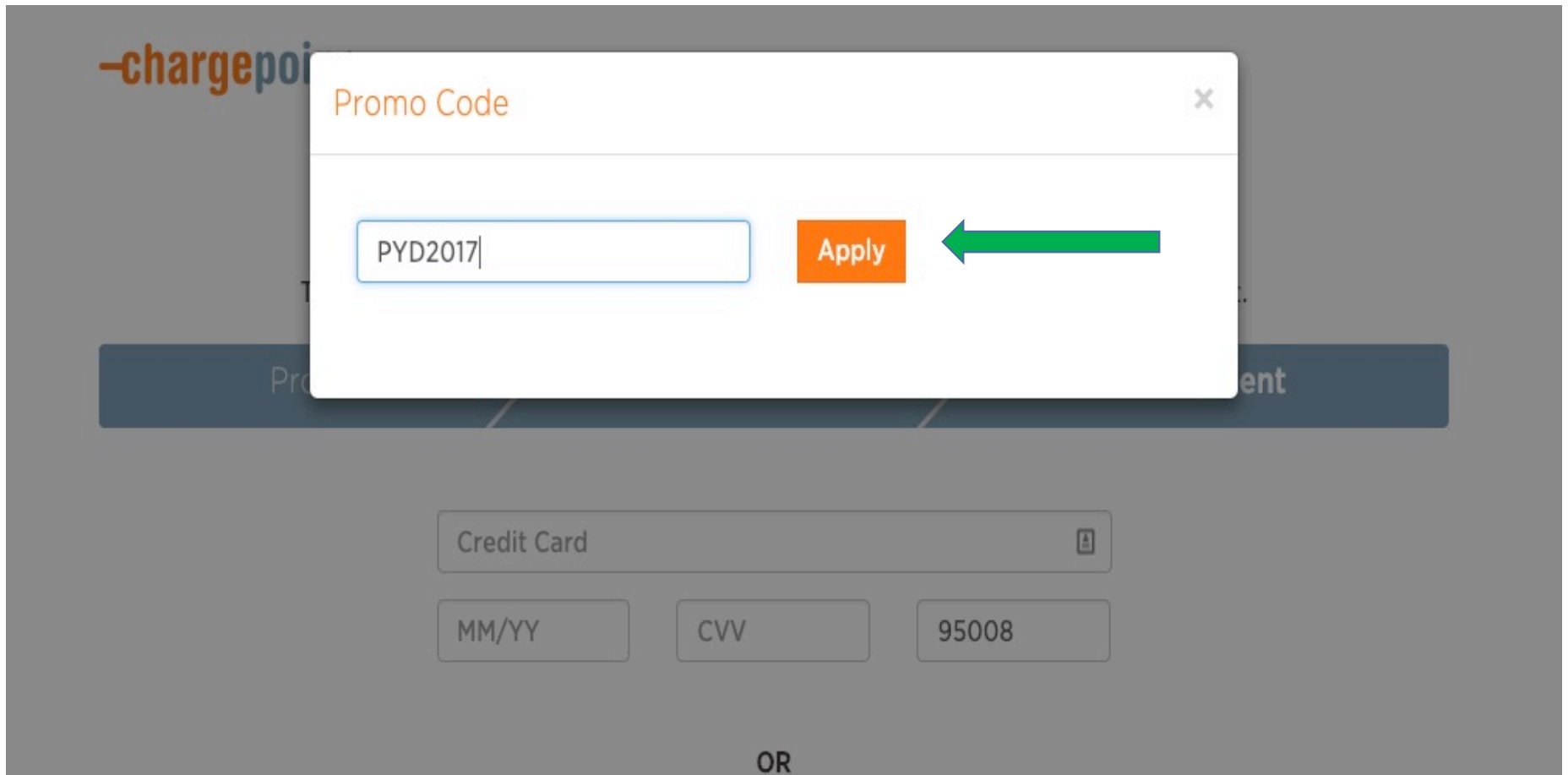


Driver Sign Up Process to ChargePoint

Sign Up for An Account :

If you would like to bypass the credit card step
Select the promocode and enter

PYD2017 (ALL CAPS)



The image shows a web form for signing up for an account. A modal window titled "Promo Code" is open, displaying a text input field containing "PYD2017|", an orange "Apply" button, and a green arrow pointing left towards the button. The background form is partially visible and includes a "Chargepoint" logo, a "Promo Code" label, a "Credit Card" input field, and three fields for "MM/YY", "CVV", and a card number "95008". The word "OR" is centered at the bottom of the form.

Chargepoint

Promo Code

Promo Code

PYD2017|

Apply

Credit Card

MM/YY

CVV

95008

OR

Click “Create Account” to finish account creation

Sign Up

The first time you use a station with a fee, you'll be billed \$10 to fund your account.

Profile

Account

Add Payment


Credit Card

MM/YY

CVV


95008

OR

 PayPal

[I have a Promo Code](#)

Create Account





Connecting to sites

Step 2 – Connect to SDG&E PYD Program

The screenshot shows the Chargepoint+ web interface. The top navigation bar includes 'Dashboard', 'My Stats', 'My Account', and 'Connections'. The main content area is titled 'Got a Connection Code?' and includes a text input field for a connection code. A modal window titled 'Request Connection' is open, featuring the SDG&E logo and the following text:

Available to
EV Drivers who enroll in the SDG&E Power Your Drive Program

Benefits
Access to Power Your Drive EV charging stations at your site

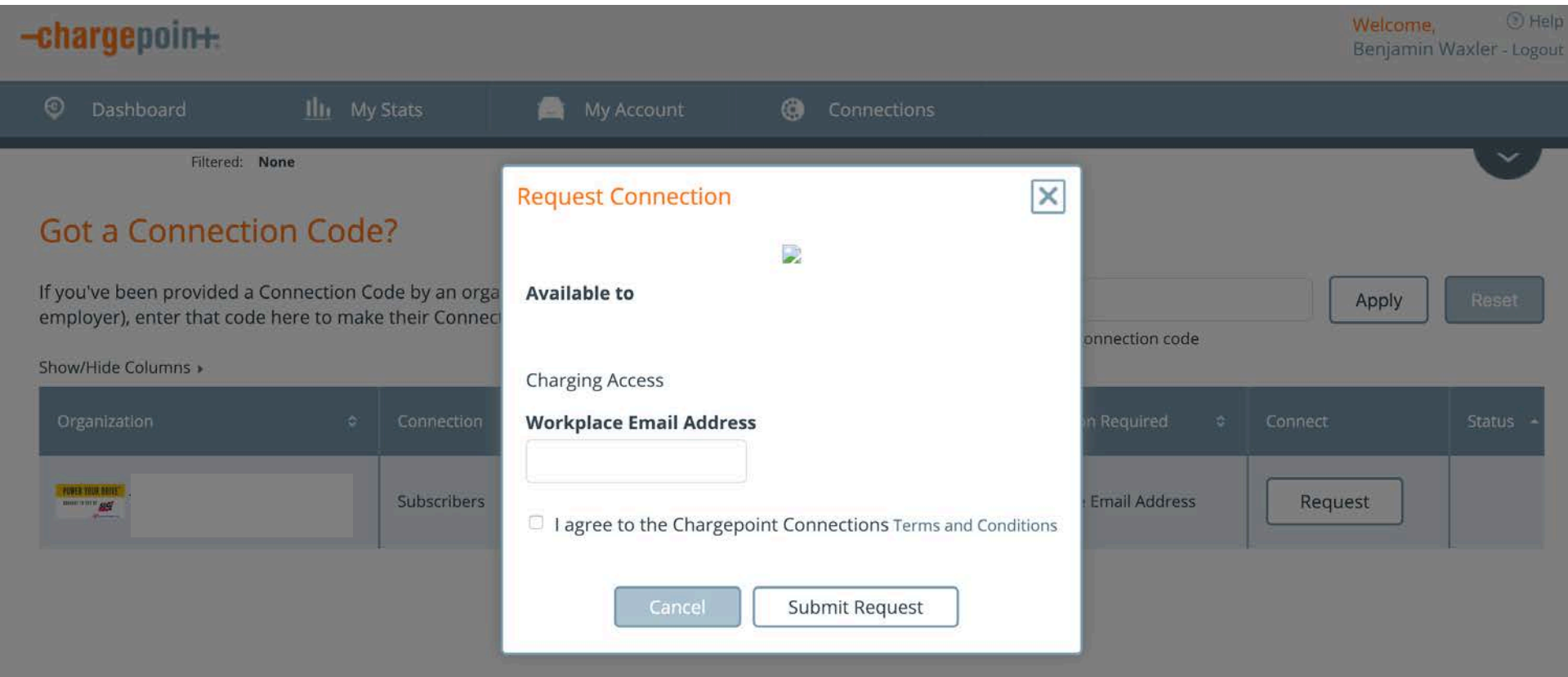
☐ I agree to the Chargepoint Connections Terms and Conditions

At the bottom of the modal are two buttons: 'Cancel' and 'Submit Request'.

Read and accept the Terms and Conditions and hit Submit

NOTE If this is your second site in the program you will not see this screen

Step 3 – Connect to Your Site Stations



The image shows the Chargepoint+ dashboard interface. At the top, the Chargepoint+ logo is on the left, and the user's name 'Benjamin Waxler' with a 'Logout' link is on the right. Below the header is a navigation bar with links to 'Dashboard', 'My Stats', 'My Account', and 'Connections'. The main content area is titled 'Got a Connection Code?' and includes instructions for entering a code. A modal window titled 'Request Connection' is open in the center, containing a form with the following fields: 'Available to' (with a dropdown arrow), 'Charging Access' (with a dropdown arrow), and 'Workplace Email Address' (with a text input field). Below these fields is a checkbox labeled 'I agree to the Chargepoint Connections Terms and Conditions'. At the bottom of the modal are 'Cancel' and 'Submit Request' buttons. In the background, a table with columns 'Organization', 'Connection', and 'Status' is visible, along with a 'Request' button.

chargepoint+

Welcome, Benjamin Waxler - Logout

Dashboard My Stats My Account Connections

Filtered: None


Got a Connection Code?

If you've been provided a Connection Code by an organization (or employer), enter that code here to make their Connection available to you.

Show/Hide Columns ▾

Organization ▾	Connection ▾	Status ▾
POWER YOUR FUTURE	Subscribers	

Request Connection



Available to ▾

Charging Access ▾

Workplace Email Address

☐ I agree to the Chargepoint Connections Terms and Conditions

Cancel Submit Request

connection code

Apply Reset

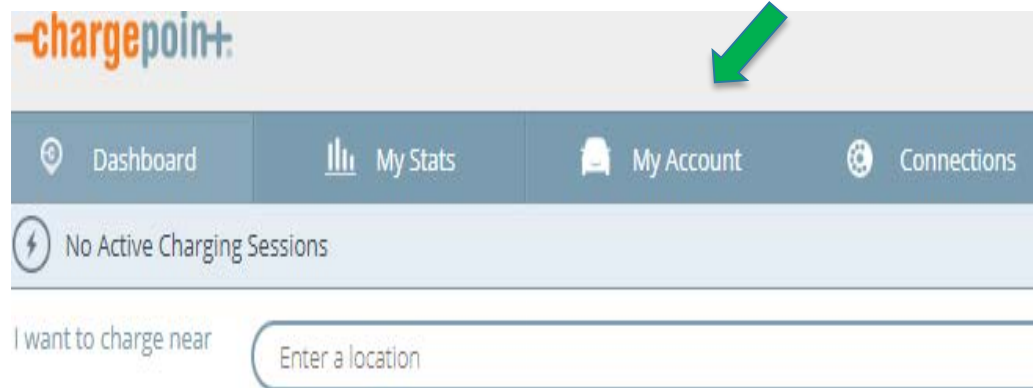
in Required ▾ Connect

Email Address Request

Enter workplace email address, read and accept the Terms and conditions, and finally hit submit.

Step 4 - Set Your Price Threshold

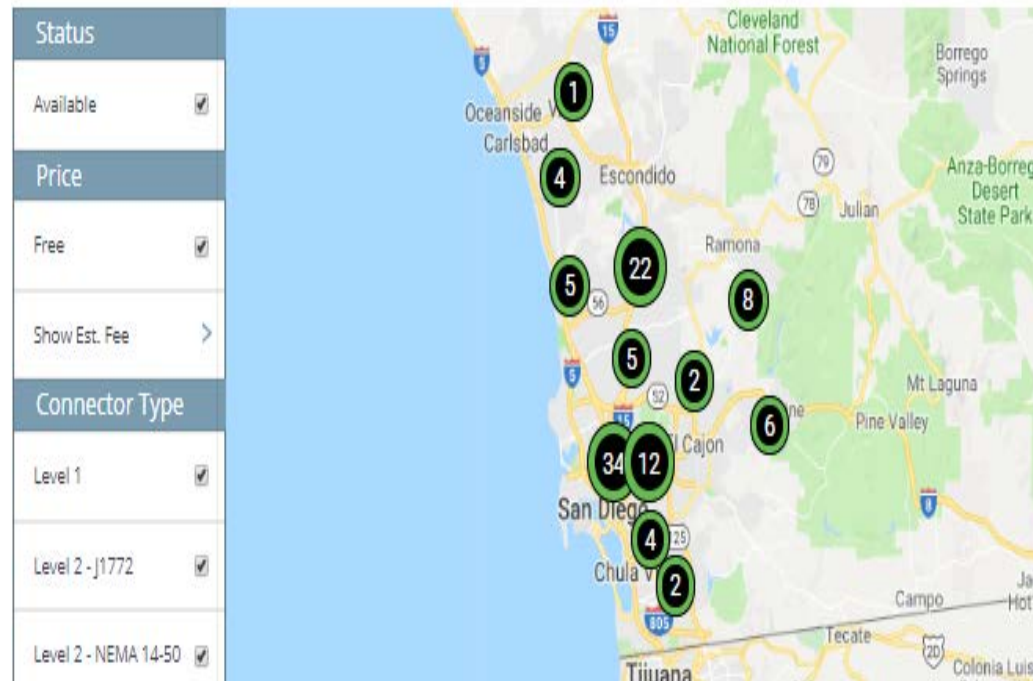
Log into your ChargePoint Account and click on "My Account"



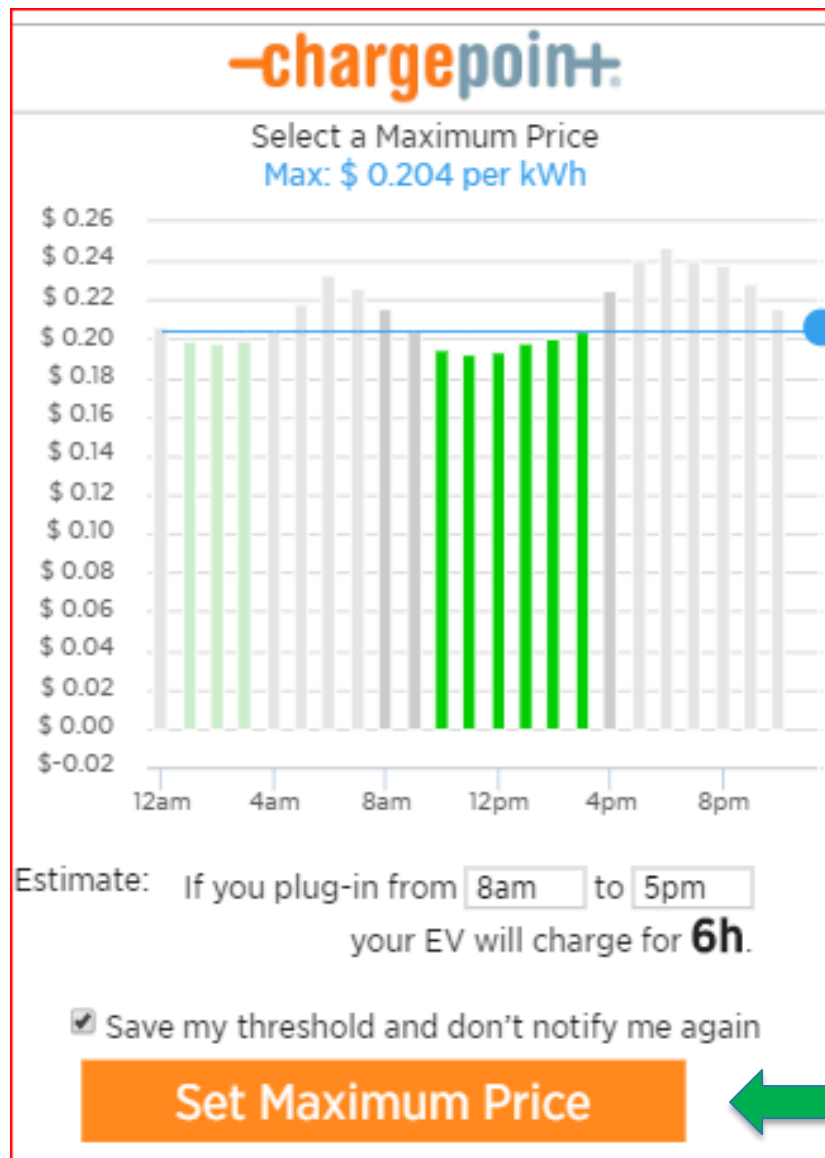
Scroll all the way to the bottom of your screen to find this section

SDG&E Power Your Drive

To set your price threshold please: [Click Here](#)



Step 4 - Set your Price Threshold - continued



This is an important step to ensure your charging only takes place during price periods within your budget.






Happy Charging!



Set Up Paperless Billing and Auto Pay For Your New EV Power Your Drive Account


[Home](#) [Bills and Payments](#) [Service Requests](#) [My Energy](#) [Alerts and Subscriptions](#)

Hi  Welcome back. What would you like to do today?

[Manage My Account](#)

Account Summary

Account	Due Date	Current Balance	
			View Bill Summary  Paperless
EV- 1298		\$0.00	View Bill Summary Go Paperless

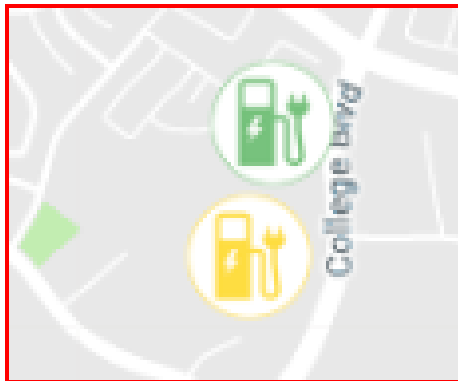
 No payment is due. Your account has a balance of \$0.00.

Make a Payment >

Driver Enrollment Assistance & PYD Pricing

For Historical and Day Ahead Pricing:

<https://www.sdge.com/pyd-map>



If you are having difficulty completing the driver enrollment, please email:

PYDsupport@SDGE.com

If you have questions about your bill please call SDG&E:
800-411-7343

If you have questions about charging, please contact ChargePoint:
support@chargepoint.com or 1-888-758-4389