

SAN DIEGO COUNTY REGIONAL AIRPORT AUTHORITY

REVISED 12/1/15 **EXECUTIVE/FINANCE COMMITTEE**

and

SPECIAL BOARD MEETING

AGENDA

Monday, December 7, 2015
9:00 A.M.

San Diego International Airport
SDCRAA Administration Building – Third Floor
(Formerly Commuter Terminal)
Board Room
3225 N. Harbor Drive
San Diego, CA 92101

Board Members

Robert H. Gleason
Board Chair

David Alvarez
C. April Boling
Greg Cox
Jim Desmond
Lloyd B. Hubbs
Jim Janney
Paul Robinson
Mary Sessom

Ex-Officio Board Members

Laurie Berman
Eraina Ortega
Col. Jason G. Woodworth

President / CEO

Thella F. Bowens

This Agenda contains a brief general description of each item to be considered. The indication of a recommended action does not indicate what action (if any) may be taken. If comments are made to the Committee without prior notice or are not listed on the Agenda, no specific answers or responses should be expected at this meeting pursuant to State law. ***Please note that agenda items may be taken out of order.***

Staff Reports and documentation relating to each item of business on the Agenda are on file in Corporate & Information Governance and are available for public inspection.

***NOTE:** This Committee Meeting also is noticed as a Special Meeting of the Board to (1) foster communication among Board members in compliance with the Brown Act; and (2) preserve the advisory function of the Committee.

Board members who are not members of this Committee may attend and participate in Committee discussions. Since sometimes more than a quorum of the Board may be in attendance, to comply with the Brown Act, this Committee meeting also is noticed as a Special Meeting of the Board.

To preserve the proper function of the Committee, only members officially assigned to this Committee are entitled to vote on any item before the Committee. This Committee only has the power to review items and make recommendations to the Board. Accordingly, this Committee cannot, and will not, take any final action that is binding on the Board or the Authority, even if a quorum of the Board is present.

PLEASE COMPLETE A "REQUEST TO SPEAK" FORM PRIOR TO THE COMMENCEMENT OF THE MEETING AND SUBMIT IT TO THE AUTHORITY CLERK. ***PLEASE REVIEW THE POLICY FOR PUBLIC PARTICIPATION IN BOARD AND BOARD COMMITTEE MEETINGS (PUBLIC COMMENT) LOCATED AT THE END OF THE AGENDA.***

CALL TO ORDER

PLEDGE OF ALLEGIANCE

ROLL CALL

Executive Committee

Committee Members: Gleason (Chair), Hubbs, Robinson

Finance Committee

Committee Members: Alvarez, Boling (Chair), Cox (Vice Chair), Janney, Sessom

NON-AGENDA PUBLIC COMMENT

Non-Agenda Public Comment is reserved for members of the public wishing to address the Committee on matters for which another opportunity to speak **is not provided on the Agenda**, and which is within the jurisdiction of the Committee. Please submit a completed speaker slip to the Authority Clerk. ***Each individual speaker is limited to three (3) minutes. Applicants, groups and jurisdictions referring items to the Board for action are limited to five (5) minutes.***

Note: Persons wishing to speak on specific items should reserve their comments until the specific item is taken up by the Board.

NEW BUSINESS

1. APPROVAL OF MINUTES:

RECOMMENDATION: Approve the minutes of the November 9, 2015, regular meeting.

FINANCE COMMITTEE NEW BUSINESS

2. REVIEW OF THE UNAUDITED FINANCIAL STATEMENTS FOR THE FOUR MONTHS ENDED OCTOBER 31, 2015:

RECOMMENDATION: Accept the report.

Presented by Kathy Kiefer, Senior Director, Finance & Asset Management

3. REVIEW OF THE AUTHORITY'S INVESTMENT REPORT AS OF OCTOBER 31, 2015:

RECOMMENDATION: Accept the report.

Presented by Geoff Bryant, Manager, Airport Finance

EXECUTIVE COMMITTEE NEW BUSINESS

4. PRE-APPROVAL OF TRAVEL REQUESTS AND APPROVAL OF BUSINESS AND TRAVEL EXPENSE REIMBURSEMENT REQUESTS FOR BOARD MEMBERS, THE PRESIDENT/CEO, THE CHIEF AUDITOR AND GENERAL COUNSEL:

RECOMMENDATION: Pre-approve travel requests and approve business and travel expense reimbursement requests.

Presented by Tony R. Russell, Director, Corporate & Information Governance/
Authority Clerk

5. UPDATE ON OUTREACH EFFORTS RELATED TO NOISE ISSUES:

REVIEW OF FUTURE AGENDAS

6. REVIEW OF THE DRAFT AGENDA FOR THE DECEMBER 17, 2015, BOARD MEETING:

Presented by: Thella F. Bowens, President/CEO

7. REVIEW OF THE DRAFT AGENDA FOR THE DECEMBER 17, 2015, AIRPORT LAND USE COMMISSION MEETING:

Presented by: Thella F. Bowens, President/CEO

CLOSED SESSION:

8. CONFERENCE WITH LEGAL COUNSEL – EXISTING LITIGATION:

Cal. Gov. Code § 54956.9(a) and (d).

In the matter of the Petition of San Diego County Regional Airport Authority for Review of Action by the California Regional Water Quality Control Board in Issuing Order No. R9-2013-0001, as amended by Orders Nos. R9-2015-0001 and R9-2015-0100 (NPDES NO. CAS0109266) [Water Code §§ 13320(a) and 13321(a)]

REPORT ON CLOSED SESSION:

COMMITTEE MEMBER COMMENTS

ADJOURNMENT

Policy for Public Participation in Board, Airport Land Use Commission (ALUC), and Committee Meetings (Public Comment)

- 1) Persons wishing to address the Board, ALUC, and Committees shall complete a "Request to Speak" form prior to the initiation of the portion of the agenda containing the item to be addressed (e.g., Public Comment and General Items). Failure to complete a form shall not preclude testimony, if permission to address the Board is granted by the Chair.
- 2) The Public Comment Section at the beginning of the agenda is limited to eighteen (18) minutes and is reserved for persons wishing to address the Board, ALUC, and Committees on any matter for which another opportunity to speak is not provided on the Agenda, and on matters that are within the jurisdiction of the Board. A second Public Comment period is reserved for general public comment later in the meeting for those who could not be heard during the first Public Comment period.
- 3) Persons wishing to speak on specific items listed on the agenda will be afforded an opportunity to speak during the presentation of individual items. Persons wishing to speak on specific items should reserve their comments until the specific item is taken up by the Board, ALUC and Committees. Public comment on specific items is limited to twenty (20) minutes – ten (10) minutes for those in favor and ten (10) minutes for those in opposition of an item. Each individual speaker will be allowed three (3) minutes, and applicants and groups will be allowed five (5) minutes.
- 4) If many persons have indicated a desire to address the Board, ALUC and Committees on the same issue, then the Chair may suggest that these persons consolidate their respective testimonies. Testimony by members of the public on any item shall be limited to **three (3) minutes per individual speaker and five (5) minutes for applicants, groups and referring jurisdictions.**
- 5) Pursuant to Authority Policy 1.33 (8), recognized groups must register with the Authority Clerk prior to the meeting.
- 6) After a public hearing or the public comment portion of the meeting has been closed, no person shall address the Board, ALUC, and Committees without first obtaining permission to do so.

Additional Meeting Information

NOTE: This information is available in alternative formats upon request. To request an Agenda in an alternative format, or to request a sign language or oral interpreter, or an Assistive Listening Device (ALD) for the meeting, please telephone the Authority Clerk's Office at (619) 400-2400 at least three (3) working days prior to the meeting to ensure availability.

For your convenience, the agenda is also available to you on our website at www.san.org.

For those planning to attend the Board meeting, parking is available in the public parking lot located directly in front of the Administration Building (formerly the Commuter Terminal). Bring your ticket to the third floor receptionist for validation.

You may also reach the Administration Building by using public transit via the San Diego Metropolitan Transit System, Route 992. The MTS bus stop at Terminal 1 is a very short walking distance from the Administration Building. ADA paratransit operations will continue to serve the Administration Building as required by Federal regulation. For MTS route, fare and paratransit information, please call the San Diego MTS at (619) 233-3004 or 511. For other Airport related ground transportation questions, please call (619) 400- 2685.

**DRAFT
SAN DIEGO COUNTY REGIONAL AIRPORT AUTHORITY
EXECUTIVE AND FINANCE COMMITTEE MEETING
MINUTES
MONDAY, NOVEMBER 9, 2015
SAN DIEGO INTERNATIONAL AIRPORT
BOARD ROOM**

CALL TO ORDER:

Chair Gleason called the Executive and Finance Committee and Special Board meeting to order at 9:02 a.m., Monday, November 9, 2015, in the Board Room of the San Diego International Airport, Administration Building, 3225 N. Harbor Drive, San Diego, CA 92101.

PLEDGE OF ALLEGIANCE: Board Member Robinson led the Pledge of Allegiance.

ROLL CALL:

Executive Committee

Present: Committee Members: Gleason, Hubbs, Robinson

 Board Members: Desmond

Absent: Committee Members: None

Finance Committee

Present: Committee Members: Alvarez, Boling, Cox, Janney, Sessom

Absent: Committee Members: None

Also Present: Angela Shafer-Payne, Vice President, Operations; Bret Lobner, General Counsel; Tony R. Russell, Director, Corporate and Information Governance/Authority Clerk; Lorraine Bennett, Assistant Authority Clerk II

NON-AGENDA PUBLIC COMMENT None

NEW BUSINESS

1. APPROVAL OF MINUTES:

RECOMMENDATION: Approve the minutes of the October 5, 2015, meeting.

ACTION: Moved by Board Member Robinson and seconded by Board Member Hubbs to approve staff's recommendation. Motion carried unanimously.

FINANCE COMMITTEE NEW BUSINESS

2. REVIEW OF THE UNAUDITED FINANCIAL STATEMENTS FOR THE THREE MONTHS ENDED SEPTEMBER 30, 2015:

Scott Brickner, Vice President, Finance & Asset Management /Treasurer, and Kathy Kiefer, Senior Director, Finance & Asset Management, provided a presentation on the Unaudited Financial Statements for the Three Months Ended September 30, 2015, which included Gross Landing Weight Units, Enplanements, Car Rental License Fees, Food and Beverage Concessions Revenue, Retail Concessions Revenue, Parking Revenue, Operating Revenues for the Month Ended September 30, 2015, Operating Expenses for the Month Ended September 30, 2015, Financial Summary for the Month Ended September 30, 2015, Non-Operating Revenues & Expenses for the Month Ended September 30, 2015, Monthly Operating Revenue (Unaudited), Operating Revenues for the Three Months Ended September 30, 2015 (Unaudited), Monthly Operating Expenses (Unaudited), Operating Expenses for the Three Months Ended September 30, 2015 (Unaudited), Financial Summary for the Three Months Ended September 30, 2015 (Unaudited), Nonoperating Revenue and Expenses for the Three Months Ended September 30, 2015 (Unaudited), and Statements of Net Position (Unaudited),.

In response to Board Member Cox regarding the calculations for deferred pension contributions and deferred pension assets, Kathy Kiefer, Senior Director, Finance & Asset Management stated that this is the result of the new GASB 68, Accounting and Financial Reporting for Pensions requirements and that staff will provide more detailed information to the Board regarding these new requirements.

Chair Gleason requested that staff provide additional information to the Board regarding this report and how these numbers relate to the numbers reflected on the income statement.

RECOMMENDATION: Accept the report.

ACTION: Moved by Board Member Cox and seconded by Board Member Sessom to approve staff's recommendation. Motion carried unanimously.

3. REVIEW OF THE AUTHORITY'S INVESTMENT REPORT AS OF SEPTEMBER 30, 2015:

Geoff Bryant, Manager, Airport Finance, provided a presentation on the Authority's Investment Report as of September 30, 2015, which included Total Portfolio Summary, Portfolio Composition by Security Type, Portfolio Composition by Credit Rating, Portfolio Composition by Maturity, Benchmark Comparison, Details of Security Holdings, Portfolio Investment Transactions, Bond Proceeds Summary, and Bond Proceeds Investment Transactions.

RECOMMENDATION: Accept the report.

ACTION: Moved by Board Member Cox and seconded by Board Member Janney to approve staff's recommendation. Motion carried unanimously.

EXECUTIVE COMMITTEE NEW BUSINESS

4. PRE-APPROVAL OF TRAVEL REQUESTS AND APPROVAL OF BUSINESS AND TRAVEL EXPENSE REIMBURSEMENT REQUESTS FOR BOARD MEMBERS, THE PRESIDENT/CEO, THE CHIEF AUDITOR AND GENERAL COUNSEL:

RECOMMENDATION: Pre-approve travel requests and approve business and travel expense reimbursement requests.

ACTION: Moved by Board Member Robinson and seconded by Board Member Hubbs to approve staff's recommendation. Motion carried unanimously.

REVIEW OF FUTURE AGENDAS

5. REVIEW OF THE DRAFT AGENDA FOR THE NOVEMBER 19, 2015, BOARD MEETING:

Angela Shafer-Payne, Vice President, Operations, provided an overview of the draft agenda for the November 19, 2015 Board Meeting.

Bret Lobner, General Counsel, requested to add under the Consent Agenda an award of a labor and employment legal counsel contract. He also requested that an item be added under Closed Session regarding litigation.

Chair Gleason requested that Item 6 on the Consent Agenda, Policy 8.63, Privacy of Personal Information, be moved to New Business on the Agenda.

Board Member Alvarez requested that the Board receive the materials regarding Item 12, the Preferred Airport Development Plan Concept, as soon as possible.

In regards to Item 7, a contract to design integrated artwork for Palm Street Park, Board Member Sessom requested that staff provide details about the work that is being done by the Authority for this project in order for the Authority Board representatives to present the information to the SANDAG Transportation Committee at a future Meeting.

Chair Gleason requested that staff include the full report for the Palm Street Park Public Art Project that was presented at the October 21, 2015 Art Advisory Committee Meeting.

In regards to Item 6, Policy 8.63, Privacy of Personal Information, Board Member Sessom requested that staff provide information on how the Authority is collecting data and how it is being used.

In regards to Item 5, the 2016 Master Calendar of Board/Committee Meetings, Board Member Sessom proposed that all of the meetings be scheduled on a Thursday.

In regards to Item 12, the Preferred Airport Development Plan Concept, Board Member Cox asked whether the ability to move forward with the plan beyond selection of the preferred alternative and the environmental impact, is predicated on getting an increase in the Passenger Facility Charge (PFC), and whether the PFC increase would be sufficient.

Scott Brickner, Vice President, Finance & Asset Management /Treasurer, stated that at the November Board Meeting, staff will discuss the financing plan for the entire program and the Authority's funding capacity. In terms of the ability for the Authority to fund the entire program, he stated that revenue will be extremely important, whether it be in the form of PFC's, non-airline revenue increases, or negotiations with the airlines.

6. REVIEW OF THE DRAFT AGENDA FOR THE NOVEMBER 19, 2015, AIRPORT LAND USE COMMISSION MEETING:

Angela Shafer-Payne, Vice President, Operations, provided an overview of the draft agenda for the November 19, 2015 ALUC Meeting.

Ms. Shafer-Payne noted that with regards to Item 5, the title language would be revised to replace "Stadium" improvements with "Campus-wide" improvements.

Chair Gleason noted numerous communications received by the Authority regarding the NAS North Island ALUCP, and requested that staff respond to a recent letter received from the Hotel Del Coronado. He requested that staff provide an update on the NAS North Island ALUCP outreach plans at the December Board Meeting.

ACTION: Moved by Board Member Robinson and seconded by Board Member Hubbs to approve Items 5 and 6 as amended. Motion carried unanimously.

COMMITTEE MEMBER COMMENTS

Chair Gleason reported that he met with the Point Loma community groups to share information and aligned interests regarding issues related to the Metroplex project. He also stated that Authority staff continues its community outreach efforts on this matter. He stated that the Mayor of the City of San Diego has engaged in conversations with the FAA on the Metroplex project and other airport-related discussions.

ADJOURNMENT

The meeting was adjourned at 9:50 a.m. The next meeting of the Executive and Finance Committee will be held on Monday, December 7, 2015, at 9:00 a.m. in the Board Room at the San Diego International Airport, Administration Building, 3225 N. Harbor Drive, San Diego, CA 92101.

APPROVED BY A MOTION OF THE EXECUTIVE COMMITTEE OF THE SAN DIEGO COUNTY REGIONAL AIRPORT AUTHORITY THIS 7th DAY OF DECEMBER, 2015.

TONY R. RUSSELL
DIRECTOR, CORPORATE &
INFORMATION GOVERNANCE/
AUTHORITY CLERK

APPROVED AS TO FORM:

BRETON K. LOBNER
GENERAL COUNSEL

SAN DIEGO COUNTY REGIONAL AIRPORT AUTHORITY
Statements of Net Position
as of October 31, 2015
(Unaudited)

ASSETS

	October	
	2015	2014
Current assets:		
Cash and investments ⁽¹⁾	\$ 77,808,702	\$ 66,303,039
Tenant lease receivable, net of allowance of 2015: (\$60,720) and 2014: (\$40,835)	8,460,721	9,130,655
Grants receivable	11,362,866	2,445,927
Notes receivable-current portion	1,608,986	1,528,512
Prepaid expenses and other current assets	8,584,932	9,495,835
Total current assets	107,826,207	88,903,968
Cash designated for capital projects and other ⁽¹⁾	35,874,664	19,552,972
Restricted assets:		
Cash and investments:		
Bonds reserve ⁽¹⁾	68,621,590	64,074,511
Passenger facility charges and interest unapplied ⁽¹⁾	55,685,588	50,315,298
Customer facility charges and interest unapplied ⁽¹⁾	41,882,564	41,658,324
Commercial paper reserve ⁽¹⁾	-	-
SBD Bond Guarantee ⁽¹⁾	4,000,000	4,000,000
Bond proceeds held by trustee ⁽¹⁾	250,455,639	417,577,105
Commercial paper interest held by trustee ⁽¹⁾	-	(1)
Passenger facility charges receivable	4,605,872	4,498,622
Customer facility charges receivable	3,206,091	4,386,086
OCIP insurance reserve	4,273,585	4,908,711
Total restricted assets	432,730,929	591,418,656
Noncurrent assets:		
Capital assets:		
Land and land improvements	72,563,518	71,081,846
Runways, roads and parking lots	590,461,113	568,935,877
Buildings and structures	1,116,153,189	1,024,412,262
Machinery and equipment	15,944,662	14,230,170
Vehicles	14,508,677	5,520,387
Office furniture and equipment	32,176,426	32,267,921
Works of art	3,423,910	2,468,450
Construction-in-progress	444,071,014	330,562,347
	2,289,302,509	2,049,479,260
Less accumulated depreciation	(758,820,901)	(683,450,209)
Total capital assets, net	1,530,481,608	1,366,029,051
Other assets:		
Notes receivable - long-term portion	36,228,454	37,865,967
Investments-long-term portion ⁽¹⁾	71,737,939	85,915,743
Net pension asset	-	6,719,004
Security deposit	349,943	500,367
Total other assets	108,316,336	131,001,081
Deferred outflows of resources:		
Deferred pension contributions	5,852,753	-
Total assets and deferred outflows of resources	\$ 2,221,082,497	\$ 2,196,905,728

⁽¹⁾ Total cash and investments, \$606,066,687 for 2015 and \$749,396,991 for 2014

SAN DIEGO COUNTY REGIONAL AIRPORT AUTHORITY
Statements of Net Position
as of October 31, 2015
(Unaudited)

LIABILITIES AND NET POSITION

	October	
	2015	2014
Current liabilities:		
Accounts payable and accrued liabilities	\$ 66,975,429	\$ 59,961,525
Deposits and other current liabilities	7,103,879	4,930,758
Total current liabilities	74,079,308	64,892,283
Current liabilities - payable from restricted assets:		
Current portion of long-term debt	11,090,000	10,695,000
Accrued interest on bonds and commercial paper	21,969,203	22,100,370
Total liabilities payable from restricted assets	33,059,203	32,795,370
Long-term liabilities:		
Revolving line of credit and commercial paper payable	38,705,000	44,884,000
Other long-term liabilities	6,037,472	11,941,535
Long term debt - bonds net of amortized premium	1,294,575,085	1,309,964,928
Total long-term liabilities	1,339,317,557	1,366,790,463
Total liabilities	1,446,456,068	1,464,478,116
Deferred inflows of resources:		
Deferred pension investment gains	8,167,978	-
Total liabilities and deferred inflows of resources	\$ 1,454,624,045	\$ 1,464,478,116
Net Position:		
Invested in capital assets, net of related debt	428,655,660	410,292,874
Other restricted	181,917,391	173,835,765
Unrestricted:		
Designated	35,874,664	25,444,031
Undesignated	120,010,737	122,854,942
Total Net Position	\$ 766,458,452	\$ 732,427,612

SAN DIEGO COUNTY REGIONAL AIRPORT AUTHORITY
Statements of Revenues, Expenses, and Changes in Net Position
For the Month Ended October 31, 2015
(Unaudited)

	Budget	Actual	Variance Favorable (Unfavorable)	% Change	Prior Year
Operating revenues:					
Aviation revenue:					
Landing fees	\$ 2,056,077	\$ 2,156,064	\$ 99,987	5%	\$ 1,984,670
Aircraft parking Fees	239,608	231,073	(8,535)	(4)%	239,378
Building rentals	4,430,658	4,458,442	27,784	1%	4,189,118
Security surcharge	2,307,068	2,306,130	(938)	(0)%	2,210,829
CUPPS Support Charges	100,544	100,545	1	0%	93,750
Other aviation revenue	132,625	133,864	1,239	1%	133,669
Terminal rent non-airline	118,139	(178,882)	(297,021)	(251)%	101,721
Terminal concessions	1,777,625	2,103,167	325,542	18%	1,811,142
Rental car license fees	2,000,458	2,001,763	1,305	0%	2,023,227
License fees other	402,099	406,232	4,133	1%	381,714
Parking revenue	3,620,843	4,138,639	517,796	14%	3,625,204
Ground transportation permits and citations	329,733	437,552	107,819	33%	286,722
Ground rentals	1,000,324	1,291,158	290,834	29%	955,763
Grant reimbursements	24,800	24,800	-	0%	24,800
Other operating revenue	39,441	69,141	29,700	75%	47,755
Total operating revenues	18,580,042	19,679,688	1,099,646	6%	18,109,462
Operating expenses:					
Salaries and benefits	4,879,122	4,688,281	190,841	4%	5,176,665
Contractual services	3,151,761	3,185,513	(33,752)	(1)%	3,023,166
Safety and security	2,708,117	2,614,211	93,906	3%	2,275,232
Space rental	869,046	867,915	1,131	0%	870,764
Utilities	999,246	1,156,200	(156,954)	(16)%	943,699
Maintenance	1,191,997	1,074,017	117,980	10%	1,341,998
Equipment and systems	27,137	22,909	4,228	16%	10,741
Materials and supplies	35,418	29,237	6,181	17%	30,781
Insurance	110,207	78,592	31,615	29%	88,586
Employee development and support	134,716	107,246	27,470	20%	73,273
Business development	246,391	86,533	159,858	65%	207,845
Equipment rentals and repairs	317,578	270,746	46,832	15%	212,979
Total operating expenses	14,670,736	14,181,400	489,336	3%	14,255,729
Depreciation	6,778,983	6,778,983	-	-	6,662,142
Operating income (loss)	(2,869,677)	(1,280,695)	1,588,982	55%	(2,808,409)
Nonoperating revenue (expenses):					
Passenger facility charges	3,303,429	3,487,468	184,039	6%	3,297,187
Customer facility charges (Rental Car Center)	2,853,046	2,841,281	(11,765)	(0)%	2,829,125
Quieter Home Program	(298,950)	(301,519)	(2,569)	(1)%	(228,041)
Interest income	414,444	464,776	50,332	12%	542,350
BAB interest rebate	385,935	385,851	(84)	-	386,351
Interest expense	(4,255,165)	(4,856,739)	(601,574)	(14)%	(5,121,091)
Bond amortization cost	355,143	355,143	-	0%	362,293
Other nonoperating income (expenses)	(833)	52,960	53,793	-	(770,487)
Nonoperating revenue, net	2,757,049	2,429,221	(327,828)	(12)%	1,297,687
Change in net position before capital grant contribution	(112,628)	1,148,526	1,261,154	(1120)%	(1,510,722)
Capital grant contributions	2,443,496	1,475,188	(968,308)	(40)%	70,742
Change in net position	\$ 2,330,868	\$ 2,623,714	\$ 292,846	(13)%	\$ (1,439,980)

SAN DIEGO COUNTY REGIONAL AIRPORT AUTHORITY
Statements of Revenues, Expenses, and Changes in Net Position
For the Four Months Ended October 31, 2015 and 2014
(Unaudited)

	Budget	Actual	Variance Favorable (Unfavorable)	% Change	Prior Year
Operating revenues:					
Aviation revenue:					
Landing fees	\$ 8,404,936	\$ 8,696,951	\$ 292,015	3%	\$ 8,185,032
Aircraft parking fees	958,434	908,705	(49,729)	(5)%	922,694
Building rentals	17,742,933	17,970,998	228,065	1%	16,812,622
Security surcharge	9,228,270	9,224,519	(3,751)	(0)%	8,843,316
CUPPS Support Charges	402,176	402,179	3	0%	376,780
Other aviation revenue	530,136	536,258	6,122	1%	534,173
Terminal rent non-airline	475,520	156,152	(319,368)	(67)%	406,884
Terminal concessions	7,207,901	8,117,477	909,576	13%	7,293,632
Rental car license fees	9,223,674	9,363,351	139,677	2%	9,358,881
License fees other	1,559,398	1,555,934	(3,464)	(0)%	1,466,471
Parking revenue	13,802,859	15,341,321	1,538,462	11%	13,656,182
Ground transportation permits and citations	1,601,392	1,854,810	253,418	16%	1,235,811
Ground rentals	4,001,294	4,277,547	276,253	7%	3,603,634
Grant reimbursements	98,400	98,400	-	0%	98,330
Other operating revenue	157,768	262,850	105,082	67%	203,429
Total operating revenues	75,395,091	78,767,452	3,372,361	4%	72,997,871
Operating expenses:					
Salaries and benefits	14,856,704	14,057,205	799,499	5%	16,260,562
Contractual services	12,085,657	11,465,495	620,162	5%	10,184,406
Safety and security	8,504,121	7,958,048	546,073	6%	8,326,764
Space rental	3,476,142	3,416,034	60,108	2%	3,483,752
Utilities	4,643,180	4,342,330	300,850	6%	4,363,790
Maintenance	5,053,673	4,655,582	398,091	8%	4,138,929
Equipment and systems	151,904	152,241	(337)	(0)%	4,722
Materials and supplies	142,293	155,551	(13,258)	(9)%	136,352
Insurance	440,826	317,429	123,397	28%	354,346
Employee development and support	456,918	358,922	97,996	21%	256,982
Business development	884,028	261,741	622,287	70%	676,925
Equipment rentals and repairs	1,260,230	916,136	344,094	27%	606,012
Total operating expenses	51,955,676	48,056,714	3,898,962	8%	48,793,542
Depreciation	26,300,059	26,300,059	-	0%	26,615,012
Operating income (loss)	(2,860,644)	4,410,679	7,271,323		(2,410,683)
Nonoperating revenue (expenses):					
Passenger facility charges	13,081,601	13,384,091	302,490	2%	12,735,617
Customer facility charges (Rental Car Center)	11,386,596	11,744,867	358,271	3%	11,210,305
Quieter Home Program	(959,179)	(854,089)	105,090	11%	(837,430)
Interest income	1,694,983	1,903,393	208,410	12%	1,845,968
BAB interest rebate	1,543,740	1,543,405	(335)	0%	1,545,405
Interest expense	(17,021,357)	(19,163,097)	(2,141,740)	(13)%	(21,511,669)
Bond amortization	1,424,207	1,424,207	-	0%	1,452,663
Other nonoperating income (expenses)	(3,333)	(12,371)	(9,038)	-	(765,603)
Nonoperating revenue, net	11,147,258	9,970,406	(1,176,852)	(11)%	5,675,256
Change in net position before capital grant contributions	8,286,614	14,381,085	6,094,471	74%	3,264,573
Capital grant contributions	10,359,301	9,332,613	(1,026,688)	(10)%	2,146,614
Change in net position	\$ 18,645,915	\$ 23,713,698	\$ 5,067,783	27%	\$ 5,411,187

C:\Users\stathieu\AppData\Roaming\OpenText\TSE\EC_ECMS\9295990\Review Tape Review Tape Sep 15.xlsx\Review Tape Month v2



San Diego County Regional Airport Authority
Authority Detail Income Statement - Supplemental Schedule
For the four months ended October 31, 2015
(Unaudited)

Print Date: 11/16/2015
Print Time: 9:15:32AM
Report ID: GL0012

	Month to Date					Year to Date				
	Budget	Actual	Variance Favorable (Unfavorable)	Variance Percent	Prior Year Actual	Budget	Actual	Variance Favorable (Unfavorable)	Variance Percent	Prior Year Actual
Landing Fees										
41112 - Landing Fees - Signatory	\$2,087,817	\$2,168,929	\$81,112	4	\$2,001,671	\$8,531,897	\$8,749,493	\$217,596	3	\$8,284,284
41113 - Landing Fee Rebate	(31,740)	(12,865)	18,876	59	(17,001)	(126,961)	(52,542)	74,419	59	(99,252)
Total Landing Fees	2,056,077	2,156,064	99,988	5	1,984,671	8,404,935	8,696,950	292,015	3	8,185,032
Aircraft Parking Fees										
41150 - Terminal Aircraft Parking	203,441	194,400	(9,042)	(4)	191,503	813,765	777,598	(36,166)	(4)	757,305
41155 - Remote Aircraft Parking	36,167	36,673	506	1	47,876	144,669	131,107	(13,563)	(9)	165,389
Total Aircraft Parking Fees	239,609	231,073	(8,536)	(4)	239,378	958,434	908,705	(49,729)	(5)	922,694
Building and Other Rents										
41210 - Terminal Rent	4,375,148	4,399,584	24,436	1	4,135,457	17,500,662	17,724,360	223,697	1	16,553,108
41215 - Federal Inspection Services	55,509	58,858	3,349	6	53,659	242,271	246,638	4,367	2	259,514
Total Building and Other Rents	4,430,658	4,458,442	27,784	1	4,189,116	17,742,934	17,970,998	228,064	1	16,812,622
Security Surcharge										
41310 - Airside Security Charges	563,217	562,281	(936)	0	548,035	2,252,867	2,249,123	(3,744)	0	2,192,140
41320 - Terminal Security Charge	1,743,851	1,743,849	(2)	0	1,662,794	6,975,403	6,975,396	(8)	0	6,651,176
Total Security Surcharge	2,307,068	2,306,130	(938)	0	2,210,829	9,228,270	9,224,519	(3,751)	0	8,843,316
CUPPS Support Charges										
41400 - CUPPS Support Charges	100,544	100,545	1	0	93,750	402,176	402,179	4	0	376,780
Total CUPPS Support Charges	100,544	100,545	1	0	93,750	402,176	402,179	4	0	376,780
Other Aviation Revenue										
43100 - Fuel Franchise Fees	13,674	14,913	1,239	9	14,718	54,332	60,454	6,122	11	58,369
43105 - New Capital Recovery	118,951	118,951	0	0	118,951	475,804	475,804	0	0	475,804
Total Other Aviation Revenue	132,625	133,864	1,239	1	133,669	530,136	536,258	6,122	1	534,173
Non-Airline Terminal Rents										
45010 - Terminal Rent - Non-Airline	118,139	(178,882)	(297,021)	(251)	101,721	475,520	156,152	(319,368)	(67)	406,884
Total Non-Airline Terminal Rents	118,139	(178,882)	(297,021)	(251)	101,721	475,520	156,152	(319,368)	(67)	406,884

San Diego County Regional Airport Authority
Authority Detail Income Statement - Supplemental Schedule
For the four months ended October 31, 2015
(Unaudited)

Print Date: 11/16/2015
Print Time: 9:15:32AM
Report ID: GL0012

	Month to Date					Year to Date				
	Budget	Actual	Variance Favorable (Unfavorable)	Variance Percent	Prior Year Actual	Budget	Actual	Variance Favorable (Unfavorable)	Variance Percent	Prior Year Actual
Concession Revenue										
45111 - Term Concessions-Food & Bev	\$720,071	\$967,755	\$247,685	34	\$730,092	\$2,901,150	\$3,454,473	\$553,323	19	\$2,905,851
45112 - Terminal Concessions - Retail	516,252	550,642	34,390	7	505,669	2,086,178	2,232,691	146,513	7	2,046,161
45113 - Term Concessions - Other	203,319	254,030	50,710	25	266,800	865,155	1,105,719	240,564	28	1,114,963
45114 - Term Concessions Space Rents	77,721	72,924	(4,797)	(6)	72,188	310,885	287,043	(23,843)	(8)	290,431
45115 - Term Concessions Cost Recovery	92,419	83,763	(8,655)	(9)	68,282	369,675	344,155	(25,520)	(7)	270,227
45116 - Rec Distr Center Cost Recovery	125,102	124,556	(546)	0	124,685	500,409	497,327	(3,082)	(1)	491,553
45117 - Concessions Marketing Program	42,741	49,497	6,756	16	43,426	174,449	196,069	21,620	12	174,446
45120 - Rental car license fees	2,000,458	2,001,763	1,306	0	2,023,227	9,223,674	9,363,351	139,677	2	9,358,881
45130 - License Fees - Other	402,099	406,232	4,133	1	381,714	1,559,398	1,555,934	(3,464)	0	1,466,471
Total Concession Revenue	4,180,181	4,511,162	330,980	8	4,216,081	17,990,973	19,036,761	1,045,788	6	18,118,984
Parking and Ground Transportat										
45210 - Parking	3,620,843	4,138,639	517,796	14	3,625,204	13,802,859	15,341,321	1,538,463	11	13,656,182
45220 - AVI fees	292,380	366,168	73,788	25	167,622	1,121,790	1,112,737	(9,054)	(1)	598,467
45240 - Ground Transportation Pe	34,390	47,974	13,583	39	99,553	459,068	660,587	201,519	44	605,184
45250 - Citations	2,963	23,410	20,447	690	19,547	20,534	81,486	60,952	297	32,160
Total Parking and Ground Transportat	3,950,577	4,576,191	625,614	16	3,911,926	15,404,251	17,196,132	1,791,881	12	14,891,993
Ground Rentals										
45310 - Ground Rental - Fixed	1,000,324	1,316,343	316,019	32	946,623	4,001,294	4,283,436	282,142	7	3,630,903
45320 - Ground Rental - Percenta	0	(25,184)	(25,184)	0	9,140	0	(5,889)	(5,889)	0	(27,269)
Total Ground Rentals	1,000,324	1,291,159	290,835	29	955,763	4,001,294	4,277,547	276,253	7	3,603,635
Grant Reimbursements										
45410 - TSA Reimbursements	24,800	24,800	0	0	24,800	98,400	98,400	0	0	98,330
Total Grant Reimbursements	24,800	24,800	0	0	24,800	98,400	98,400	0	0	98,330
Other Operating Revenue										
45510 - Finger Printing Fee	7,574	20,854	13,280	175	10,988	30,295	75,533	45,238	149	34,374
45520 - Utilities Reimbursements	18,476	18,416	(61)	0	14,686	73,906	73,663	(243)	0	58,745
45530 - Miscellaneous Other Reve	5,417	9,034	3,618	67	19,845	21,667	17,486	(4,181)	(19)	39,319
45540 - Service Charges	6,250	4,367	(1,883)	(30)	(804)	25,000	35,541	10,541	42	53,848
45570 - FBO Landing Fees	1,725	15,309	13,584	787	1,040	6,900	52,307	45,407	658	9,143
45580 - Equipment Rental	0	1,160	1,160	0	2,000	0	8,320	8,320	0	8,000
Total Other Operating Revenue	39,442	69,141	29,699	75	47,755	157,768	262,851	105,083	67	203,429

San Diego County Regional Airport Authority
Authority Detail Income Statement - Supplemental Schedule
For the four months ended October 31, 2015
(Unaudited)

Print Date: 11/16/2015
Print Time: 9:15:32AM
Report ID: GL0012

	Month to Date					Year to Date				
	Budget	Actual	Variance Favorable (Unfavorable)	Variance Percent	Prior Year Actual	Budget	Actual	Variance Favorable (Unfavorable)	Variance Percent	Prior Year Actual
Total Operating Revenue	18,580,042	19,679,688	1,099,646	6	18,109,457	75,395,090	78,767,451	3,372,360	4	72,997,872
Personnel Expenses										
Salaries										
51110 - Salaries & Wages	\$3,854,816	\$3,275,704	\$579,112	15	\$2,978,369	\$11,209,872	\$9,208,001	\$2,001,871	18	\$8,704,432
51210 - Paid Time Off	0	266,113	(266,113)	0	329,314	0	932,606	(932,606)	0	919,710
51220 - Holiday Pay	0	0	0	0	0	0	160,208	(160,208)	0	112,350
51240 - Other Leave With Pay	0	18,206	(18,206)	0	12,305	0	39,633	(39,633)	0	31,869
51250 - Special Pay	0	59,994	(59,994)	0	53,869	0	233,519	(233,519)	0	280,310
Total Salaries	3,854,816	3,620,017	234,799	6	3,373,858	11,209,872	10,573,967	635,905	6	10,048,670
52110 - Overtime	58,959	83,169	(24,211)	(41)	116,141	235,831	265,390	(29,559)	(13)	305,852
Benefits										
54110 - FICA Tax	276,390	250,861	25,529	9	234,326	823,599	766,183	57,416	7	717,185
54120 - Unemployment Insurance-S	0	0	0	0	2,558	0	20,866	(20,866)	0	4,734
54130 - Workers Compensation Ins	37,325	21,021	16,305	44	24,711	108,243	60,757	47,486	44	80,746
54135 - Workers Comp Incident Expense	0	7,430	(7,430)	0	4,142	0	5,563	(5,563)	0	20,960
54210 - Medical Insurance	348,523	321,268	27,254	8	476,341	1,394,090	1,287,280	106,810	8	1,428,241
54220 - Dental Insurance	27,044	25,523	1,521	6	36,432	108,175	101,459	6,716	6	109,143
54230 - Vision Insurance	3,386	3,116	270	8	4,440	13,542	12,380	1,162	9	13,324
54240 - Life Insurance	8,455	7,703	752	9	11,432	33,821	30,824	2,997	9	34,263
54250 - Short Term Disability	9,158	9,581	(423)	(5)	13,487	36,631	38,014	(1,383)	(4)	40,430
54310 - Retirement	694,618	648,495	46,123	7	667,563	2,048,943	1,964,396	84,547	4	2,021,929
54312 - GABS 68 -Non-funded Retirement	0	0	0	0	633,333	0	0	0	0	2,533,332
54315 - Retiree	210,957	209,800	1,157	1	244,125	843,830	838,900	4,930	1	972,222
54320 - Amortization of Retirement	68,963	0	68,963	100	50,192	199,992	0	199,992	100	200,770
54410 - Taxable Benefits	0	0	0	0	19,024	0	3,108	(3,108)	0	20,657
54430 - Accrued Vacation	0	(2,567)	2,567	0	(31,980)	0	(84,633)	84,633	0	(58,079)
Total Benefits	1,684,818	1,502,231	182,587	11	2,390,127	5,610,867	5,045,097	565,770	10	8,139,858
Cap Labor/Burden/OH Recharge										
54510 - Capitalized Labor Recha	(646,376)	(125,095)	(521,281)	(81)	(218,896)	(1,974,203)	(374,289)	(1,599,914)	(81)	(674,287)
54515 - Capitalized Burden Rech	0	(43,979)	43,979	0	(89,383)	0	(142,142)	142,142	0	(275,253)
Total Cap Labor/Burden/OH Recharge	(646,376)	(169,074)	(477,302)	(74)	(308,279)	(1,974,203)	(516,430)	(1,457,772)	(74)	(949,540)

San Diego County Regional Airport Authority
Authority Detail Income Statement - Supplemental Schedule
For the four months ended October 31, 2015
(Unaudited)

Print Date: 11/16/2015
Print Time: 9:15:32AM
Report ID: GL0012

	Month to Date					Year to Date				
	Budget	Actual	Variance Favorable (Unfavorable)	Variance Percent	Prior Year Actual	Budget	Actual	Variance Favorable (Unfavorable)	Variance Percent	Prior Year Actual
QHP Labor/Burden/OH Recharge										
54520 - QHP Labor Recharge	\$(73,094)	\$(36,072)	\$(37,022)	(51)	\$(45,926)	\$(225,662)	\$(127,086)	\$(98,576)	(44)	\$(137,634)
54525 - QHP Burden Recharge	0	(14,302)	14,302	0	(20,464)	0	(54,778)	54,778	0	(61,677)
54526 - QHP OH Contra Acct	0	(29,283)	29,283	0	15,550	0	(69,649)	69,649	0	(82,875)
Total QHP Labor/Burden/OH Recharge	(73,094)	(79,657)	6,563	9	(50,841)	(225,662)	(251,514)	25,851	11	(282,186)
MM&JS Labor/Burden/OH Recharge										
54530 - MM & JS Labor Recharge	0	0	0	0	0	0	(52)	52	0	(14)
54531 - Joint Studies - Labor	0	0	0	0	0	0	52	(52)	0	14
54535 - MM & JS Burden Recharge	0	0	0	0	0	0	(16)	16	0	(7)
54536 - Maintenance-Burden	0	0	0	0	0	0	16	(16)	0	7
54599 - OH Contra	0	(268,406)	268,406	0	(344,343)	0	(1,059,305)	1,059,305	0	(1,002,092)
Total MM&JS Labor/Burden/OH Recharge	0	(268,406)	268,406	0	(344,343)	0	(1,059,305)	1,059,305	0	(1,002,092)
Total Personnel Expenses	4,879,123	4,688,280	190,843	4	5,176,663	14,856,705	14,057,205	799,499	5	16,260,563
Non-Personnel Expenses										
Contract Services										
61100 - Temporary Staffing	7,333	20,714	(13,381)	(182)	43,546	39,528	93,018	(53,491)	(135)	131,826
61110 - Auditing Services	15,000	20,500	(5,500)	(37)	20,000	110,000	119,000	(9,000)	(8)	130,000
61120 - Legal Services	97,917	50,281	47,636	49	3,396	391,667	193,693	197,974	51	88,975
61130 - Services - Professional	1,011,827	1,106,679	(94,852)	(9)	673,075	3,692,485	3,834,844	(142,360)	(4)	2,474,200
61150 - Outside Svs - Other	311,057	330,226	(19,169)	(6)	267,020	1,235,184	1,107,765	127,419	10	783,003
61160 - Services - Custodial	1,747,618	1,735,227	12,390	1	1,975,132	6,807,460	6,522,602	284,859	4	6,734,947
61190 - Receiving & Dist Cntr Services	131,179	131,176	3	0	130,404	524,716	523,616	1,100	0	516,863
61990 - OH Contra	0	(209,289)	209,289	0	(89,406)	0	(929,043)	929,043	0	(675,408)
61998 - Capital Proj OH Alloc Co	(170,170)	0	(170,170)	(100)	0	(715,383)	0	(715,383)	(100)	0
Total Contract Services	3,151,760	3,185,514	(33,753)	(1)	3,023,168	12,085,656	11,465,495	620,161	5	10,184,406
Safety and Security										
61170 - Services - Fire, Police,	476,135	468,564	7,570	2	478,038	1,904,539	1,778,330	126,209	7	1,806,808
61180 - Services - SDUPD-Harbor	2,002,816	1,915,690	87,127	4	1,565,350	5,682,918	5,211,282	471,635	8	5,609,430
61185 - Guard Services	229,166	229,956	(790)	0	231,845	916,664	968,436	(51,772)	(6)	910,526
Total Safety and Security	2,708,117	2,614,210	93,907	3	2,275,234	8,504,120	7,958,048	546,072	6	8,326,763

San Diego County Regional Airport Authority
Authority Detail Income Statement - Supplemental Schedule
For the four months ended October 31, 2015
(Unaudited)

Print Date: 11/16/2015
Print Time: 9:15:32AM
Report ID: GL0012

	Month to Date					Year to Date				
	Budget	Actual	Variance Favorable (Unfavorable)	Variance Percent	Prior Year Actual	Budget	Actual	Variance Favorable (Unfavorable)	Variance Percent	Prior Year Actual
Space Rental										
62100 - Rent	\$869,046	\$867,915	\$1,131	0	\$870,764	\$3,476,142	\$3,416,034	\$60,108	2	\$3,483,752
Total Space Rental	869,046	867,915	1,131	0	870,764	3,476,142	3,416,034	60,108	2	3,483,752
Utilities										
63100 - Telephone & Other Commun	35,438	35,022	416	1	35,729	142,552	135,791	6,761	5	123,262
63110 - Utilities - Gas & Electr	877,698	1,035,740	(158,042)	(18)	830,031	4,146,326	3,861,495	284,831	7	3,916,382
63120 - Utilities - Water	86,110	85,439	671	1	77,939	354,302	345,044	9,258	3	324,146
Total Utilities	999,247	1,156,201	(156,955)	(16)	943,700	4,643,180	4,342,330	300,850	6	4,363,790
Maintenance										
64100 - Facilities Supplies	83,133	97,188	(14,054)	(17)	57,329	338,683	267,279	71,404	21	235,075
64110 - Maintenance - Annual R	938,864	855,910	82,954	9	811,638	3,909,990	3,437,387	472,602	12	3,467,529
64124 - Maintenance-Overhead	0	64	(64)	0	143	0	(329)	329	0	257
64125 - Major Maintenance - Mat	130,000	78,374	51,626	40	451,418	520,000	403,414	116,586	22	251,120
64127 - Contract Overhead (co	0	0	0	0	0	0	394	(394)	0	0
64140 - Refuse & Hazardous Waste	40,000	42,482	(2,482)	(6)	21,470	285,000	547,437	(262,437)	(92)	184,948
Total Maintenance	1,191,997	1,074,018	117,980	10	1,341,998	5,053,673	4,655,583	398,089	8	4,138,929
Equipment and Systems										
65100 - Equipment & Systems	30,070	23,088	6,982	23	10,741	166,653	152,546	14,107	8	4,722
65101 - OH Contra	(2,933)	(179)	(2,754)	(94)	0	(14,749)	(305)	(14,444)	(98)	0
Total Equipment and Systems	27,137	22,908	4,228	16	10,741	151,904	152,240	(337)	0	4,722
Materials and Supplies										
65110 - Office & Operating Suppl	30,070	24,024	6,046	20	27,628	117,607	124,777	(7,170)	(6)	122,898
65120 - Safety Equipment & Suppl	7,922	5,115	2,807	35	4,303	34,136	35,786	(1,650)	(5)	15,456
65130 - Tools - Small	1,250	3,564	(2,314)	(185)	252	5,000	7,202	(2,202)	(44)	4,335
65199 - OH Contra	(3,825)	(3,466)	(359)	(9)	(1,401)	(14,450)	(12,214)	(2,236)	(15)	(6,337)
Total Materials and Supplies	35,417	29,237	6,180	17	30,782	142,293	155,551	(13,258)	(9)	136,351
Insurance										
67170 - Insurance - Property	67,268	37,184	30,084	45	50,525	269,071	148,736	120,336	45	202,098
67171 - Insurance - Liability	17,254	17,254	0	0	17,254	69,015	69,015	0	0	69,015
67172 - Insurance - Public Offic	12,680	11,771	910	7	11,424	50,721	48,033	2,688	5	45,695
67173 - Insurance Miscellaneous	13,005	12,384	620	5	9,384	52,019	51,645	374	1	37,538
Total Insurance	110,206	78,593	31,614	29	88,586	440,826	317,428	123,398	28	354,345

San Diego County Regional Airport Authority
Authority Detail Income Statement - Supplemental Schedule
For the four months ended October 31, 2015
(Unaudited)

Print Date: 11/16/2015
Print Time: 9:15:32AM
Report ID: GL0012

	Month to Date					Year to Date				
	Budget	Actual	Variance Favorable (Unfavorable)	Variance Percent	Prior Year Actual	Budget	Actual	Variance Favorable (Unfavorable)	Variance Percent	Prior Year Actual
Employee Development and Suppo										
66120 - Awards - Service	\$6,500	\$3,024	\$3,476	53	\$1,015	\$27,950	\$11,121	\$16,829	60	\$6,354
66130 - Book & Periodicals	6,171	4,196	1,975	32	1,302	23,859	18,835	5,024	21	14,730
66220 - Permits/Certificates/Lic	23,608	4,483	19,124	81	14,287	62,156	14,831	47,324	76	18,804
66260 - Recruiting	1,583	1,380	203	13	1,217	6,333	5,866	467	7	2,327
66280 - Seminars & Training	42,653	44,006	(1,353)	(3)	18,253	149,278	142,042	7,237	5	92,090
66290 - Transportation	20,405	12,522	7,884	39	23,433	57,897	48,957	8,940	15	60,711
66299 - OH Contra	(4,207)	(5,962)	1,755	42	(3,062)	(14,194)	(10,244)	(3,950)	(28)	(7,309)
66305 - Travel-Employee Developm	25,594	36,298	(10,704)	(42)	11,247	90,706	91,952	(1,246)	(1)	40,005
66310 - Tuition	5,000	4,074	926	19	0	20,000	13,360	6,640	33	9,375
66320 - Uniforms	7,408	3,224	4,185	56	5,581	32,933	22,202	10,731	33	19,895
Total Employee Development and Suppo	134,716	107,243	27,473	20	73,274	456,919	358,921	97,998	21	256,983
Business Development										
66100 - Advertising	85,911	15,492	70,419	82	17,376	304,955	30,299	274,656	90	98,572
66110 - Allowance for Bad Debts	2,100	0	2,100	100	0	8,200	1,258	6,942	85	(26,064)
66200 - Memberships & Dues	22,025	13,655	8,370	38	18,193	106,248	76,237	30,011	28	104,254
66230 - Postage & Shipping	3,834	657	3,176	83	5,628	14,932	6,390	8,542	57	8,175
66240 - Promotional Activities	66,556	44,275	22,281	33	80,955	178,877	99,128	79,750	45	192,682
66250 - Promotional Materials	56,665	1,332	55,333	98	58,547	204,866	9,104	195,761	96	222,436
66300 - Travel-Business Developm	9,300	11,121	(1,821)	(20)	27,146	65,950	39,325	26,625	40	76,870
Total Business Development	246,390	86,532	159,858	65	207,844	884,028	261,741	622,287	70	676,926
Equipment Rentals and Repairs										
66140 - Computer Licenses & Agre	34,716	40,716	(6,000)	(17)	91,213	97,064	128,124	(31,060)	(32)	159,572
66150 - Equipment Rental/Leasing	24,112	32,799	(8,687)	(36)	26,949	96,573	97,327	(754)	(1)	77,821
66160 - Tenant Improvements'	85,000	28,972	56,028	66	0	324,500	203,843	120,657	37	38
66270 - Repairs - Office Equipme	202,650	182,020	20,630	10	160,774	831,980	576,661	255,319	31	490,849
66279 - OH Contra	(28,900)	(13,761)	(15,139)	(52)	(65,957)	(89,887)	(89,819)	(68)	0	(122,268)
Total Equipment Rentals and Repairs	317,578	270,745	46,833	15	212,979	1,260,230	916,137	344,093	27	606,011
Total Non-Personnel Expenses	9,791,611	9,493,116	298,496	3	9,079,071	37,098,970	33,999,509	3,099,461	8	32,532,978
Total Departmental Expenses before	14,670,734	14,181,395	489,339	3	14,255,733	51,955,675	48,056,714	3,898,961	8	48,793,541

San Diego County Regional Airport Authority
Authority Detail Income Statement - Supplemental Schedule
For the four months ended October 31, 2015
(Unaudited)

Print Date: 11/16/2015
Print Time: 9:15:32AM
Report ID: GL0012

	Month to Date					Year to Date				
	Budget	Actual	Variance Favorable (Unfavorable)	Variance Percent	Prior Year Actual	Budget	Actual	Variance Favorable (Unfavorable)	Variance Percent	Prior Year Actual
Depreciation and Amortization										
69110 - Depreciation Expense	\$6,778,983	\$6,778,983	\$0	0	\$6,662,142	\$26,300,059	\$26,300,059	\$0	0	\$26,615,012
Total Depreciation and Amortization	6,778,983	6,778,983	0	0	6,662,142	26,300,059	26,300,059	0	0	26,615,012
Non-Operating Revenue/(Expense)										
Passenger Facility Charges										
71110 - Passenger Facility Chrg	3,303,429	3,487,468	184,039	6	3,297,187	13,081,601	13,384,091	302,489	2	12,735,617
Total Passenger Facility Charges	3,303,429	3,487,468	184,039	6	3,297,187	13,081,601	13,384,091	302,489	2	12,735,617
Customer Facility Charges										
71120 - Customer facility charges (Con	2,853,046	2,841,281	(11,765)	0	2,829,125	11,386,596	11,744,867	358,272	3	11,210,305
Total Customer Facility Charges	2,853,046	2,841,281	(11,765)	0	2,829,125	11,386,596	11,744,867	358,272	3	11,210,305
Quiter Home Program										
71212 - Quieter Home - Labor	0	(36,072)	(36,072)	0	(45,926)	0	(127,086)	(127,086)	0	(137,634)
71213 - Quieter Home - Burden	0	(14,302)	(14,302)	0	(20,464)	0	(54,778)	(54,778)	0	(61,677)
71214 - Quieter Home - Overhead	0	(29,283)	(29,283)	0	15,550	0	(69,649)	(69,649)	0	(82,875)
71215 - Quieter Home - Material	(1,397,054)	(1,419,587)	(22,533)	(2)	(992,936)	(4,490,237)	(4,611,594)	(121,357)	(3)	(3,339,921)
71216 - Quieter Home Program	1,114,774	1,221,872	107,098	10	912,522	3,597,698	4,105,842	508,144	14	3,072,211
71217 - Contract Labor	0	(6,376)	(6,376)	0	(16,403)	0	(25,063)	(25,063)	0	(108,679)
71218 - Contractor Burden	0	(8,115)	(8,115)	0	(53,646)	0	(31,899)	(31,899)	0	(138,319)
71222 - Contractor Labor	0	0	0	0	(170)	0	0	0	0	(278)
71223 - Contractor Burden	0	0	0	0	(217)	0	0	0	0	(353)
71224 - Joint Studies Overhead	0	0	0	0	0	0	(23)	(23)	0	0
71225 - Joint Studies - Material	(16,670)	(9,655)	7,015	42	(26,159)	(66,640)	(39,839)	26,801	40	(39,591)
71226 - Contractor Overhead	0	0	0	0	(193)	0	0	0	0	(314)
Total Quiter Home Program	(298,950)	(301,517)	(2,567)	(1)	(228,042)	(959,179)	(854,089)	105,091	11	(837,429)

San Diego County Regional Airport Authority
Authority Detail Income Statement - Supplemental Schedule
For the four months ended October 31, 2015
(Unaudited)

Print Date: 11/16/2015
Print Time: 9:15:32AM
Report ID: GL0012

	Month to Date					Year to Date				
	Budget	Actual	Variance Favorable (Unfavorable)	Variance Percent	Prior Year Actual	Budget	Actual	Variance Favorable (Unfavorable)	Variance Percent	Prior Year Actual
Interest Income										
71310 - Interest - Investments	\$237,091	\$202,983	\$(34,108)	(14)	\$308,246	\$987,625	\$824,322	\$(163,303)	(17)	\$622,309
71340 - Interest - Note Receivab	177,353	177,353	0	0	184,593	707,358	707,358	0	0	735,886
71350 - Interest - Other	0	0	0	0	0	0	(430)	(430)	0	(276)
71360 - Interest - Bonds	0	0	0	0	0	0	(2,278)	(2,278)	0	0
71361 - Interest Income - 2010 Bonds	0	17,665	17,665	0	6,011	0	94,864	94,864	0	65,978
71363 - Interest Income - 2013 Bonds	0	42,510	42,510	0	(2,002)	0	117,164	117,164	0	141,773
71365 - Interest Income - 2014 Bond A	0	24,265	24,265	0	45,502	0	162,393	162,393	0	280,298
Total Interest Income	414,445	464,776	50,331	12	542,349	1,694,983	1,903,393	208,410	12	1,845,967
Interest income BAB's rebate										
71362 - BAB interest rebate	385,935	385,851	(84)	0	386,351	1,543,740	1,543,405	(335)	0	1,545,405
Total Interest income BAB's rebate	385,935	385,851	(84)	0	386,351	1,543,740	1,543,405	(335)	0	1,545,405
Interest Expense										
71411 - Interest Expense- 2010 Bonds	(2,595,983)	(2,595,983)	0	0	(2,623,700)	(10,383,933)	(10,383,933)	0	0	(10,494,800)
71412 - Interest Expense 2013 Bonds	(1,534,550)	(1,534,550)	0	0	(1,539,625)	(6,138,200)	(6,138,200)	0	0	(6,158,500)
71413 - Interest Expense 2014 Bond A	(1,361,768)	(1,361,768)	0	0	(1,361,768)	(5,447,070)	(5,447,070)	0	0	(5,447,070)
71420 - Interest Expense - Comme	(48,296)	(23,649)	24,647	51	(27,176)	(193,185)	(92,208)	100,977	52	(59,930)
71430 - LOC Fees - C/P	(18,524)	(28,381)	(9,857)	(53)	(27,173)	(74,097)	(110,042)	(35,945)	(49)	(98,617)
71440 - Dealer Fees - C/P	0	0	0	0	(3,246)	0	0	0	0	(3,246)
71451 - Program Fees - Comm. Pap	0	(3,300)	(3,300)	0	0	0	(3,300)	(3,300)	0	0
71458 - Capitalized Interest	0	748,704	748,704	0	566,268	0	3,244,598	3,244,598	0	1,795,917
71460 - Interest Expense - Other	1,361,768	0	(1,361,768)	(100)	(45,525)	5,447,070	(1,000)	(5,448,070)	(100)	(867,672)
71461 - Interest Expense - Cap Leases	(57,813)	(57,813)	0	0	(59,145)	(231,942)	(231,942)	0	0	(177,751)
Total Interest Expense	(4,255,166)	(4,856,740)	(601,574)	(14)	(5,121,089)	(17,021,357)	(19,163,097)	(2,141,740)	(13)	(21,511,670)
Amortization										
69210 - Amortization - Premium	355,143	355,143	0	0	362,293	1,424,207	1,424,207	0	0	1,452,663
Total Amortization	355,143	355,143	0	0	362,293	1,424,207	1,424,207	0	0	1,452,663

San Diego County Regional Airport Authority
Authority Detail Income Statement - Supplemental Schedule
For the four months ended October 31, 2015
(Unaudited)

Print Date: 11/16/2015
Print Time: 9:15:32AM
Report ID: GL0012

	Month to Date					Year to Date				
	Budget	Actual	Variance Favorable (Unfavorable)	Variance Percent	Prior Year Actual	Budget	Actual	Variance Favorable (Unfavorable)	Variance Percent	Prior Year Actual
Other Non-Operating Income (Expense)										
71510 - Legal Settlement Income	\$0	\$0	\$0	0	\$0	\$0	\$2,535	\$2,535	0	\$1,951
71520 - Fixed Asset Disposal-Pro	0	20,000	20,000	0	0	0	20,000	20,000	0	0
71530 - Gain/Loss On Investments	0	398,529	398,529	0	(780,543)	0	305,700	305,700	0	(799,030)
71540 - Discounts Earned	0	0	0	0	0	0	7,400	7,400	0	2,751
71610 - Legal Settlement Expense	(833)	(369,632)	(368,799)	(44,256)	0	(3,333)	(369,632)	(366,299)	(10,989)	0
71620 - Other non-operating revenue (e	0	4,063	4,063	0	10,056	0	21,626	21,626	0	28,753
71630 - Other Non-Operating Expe	0	0	0	0	0	0	0	0	0	(28)
73300 - DMJM and Auth OH Clearin	0	0	0	0	0	0	0	0	0	0
Total Other Non-Operating Income (Expense)	(833)	52,961	53,794	6,455	(770,487)	(3,333)	(12,371)	(9,037)	(271)	(765,603)
Total Non-Operating Revenue/(Expense)	2,757,048	2,429,222	(327,826)	(12)	(1,297,687)	11,147,257	9,970,406	(1,176,851)	(11)	(5,675,256)
Capital Grant Contribution										
72100 - AIP Grants	2,443,496	1,475,188	(968,308)	(40)	70,742	10,359,301	9,332,613	(1,026,688)	(10)	2,146,614
Total Capital Grant Contribution	2,443,496	1,475,188	(968,308)	(40)	70,742	10,359,301	9,332,613	(1,026,688)	(10)	2,146,614
Total Expenses Net of Non-Operating Revenue/ (Expense)	16,249,173	17,055,967	(806,795)	(5)	19,549,446	56,749,176	55,053,754	1,695,422	3	67,586,683
Net Income/(Loss)	2,330,869	2,623,721	292,851	13	(1,439,989)	18,645,914	23,713,696	5,067,782	27	5,411,189
Equipment Outlay										
73200 - Equipment Outlay Expendi	(17,333)	(484)	16,849	97	0	(278,083)	0	278,083	100	240,645
73299 - Capitalized Equipment Co	0	0	0	0	0	0	0	0	0	(240,645)
Total Equipment Outlay	(17,333)	(484)	16,849	97	0	(278,083)	0	278,083	100	0



Review of the Unaudited Financial Statements for the Four Months Ended October 31, 2015 and 2014

Presented by:

Scott Brickner, CPA

Vice President, Finance and Asset Management/Treasurer

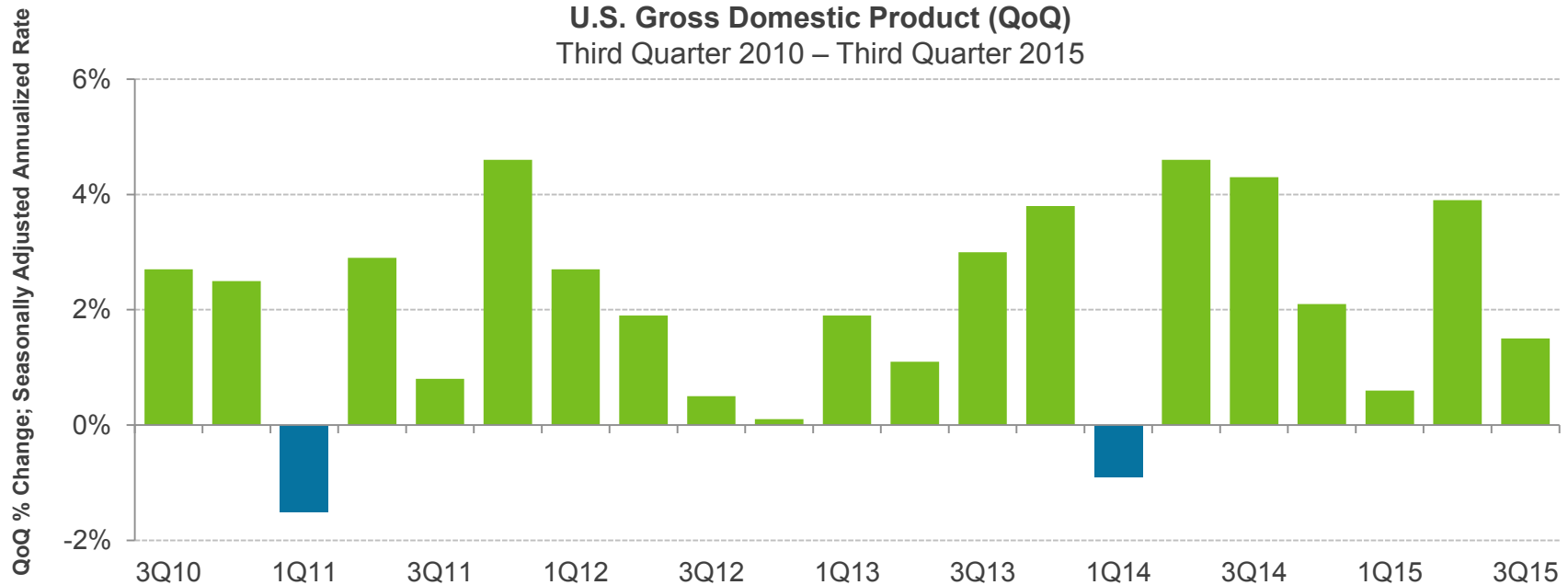
Kathy Kiefer

Senior Director, Finance & Asset Management

December 7, 2015

Economy Slows Sharply in the Third Quarter

Third quarter GDP (advance estimate) came in at a lower than expected 1.5% compared to the second quarter GDP of 3.9%. The drop in GDP primarily reflected a downturn in private inventory investment and decelerations in exports, in nonresidential fixed investment, in state and local government spending, and in residential fixed investment.



Initial Claims For Unemployment

For the week ending November 7, 2015, initial claims for unemployment (seasonally adjusted) were unchanged at 276,000. Although up in recent weeks, initial claims remain low by historical standards. The 4-week moving average, which helps smooth out some of the weekly volatility, was up by 5,000 to 267,750.

Initial Jobless Claims and 4-Week Moving Average

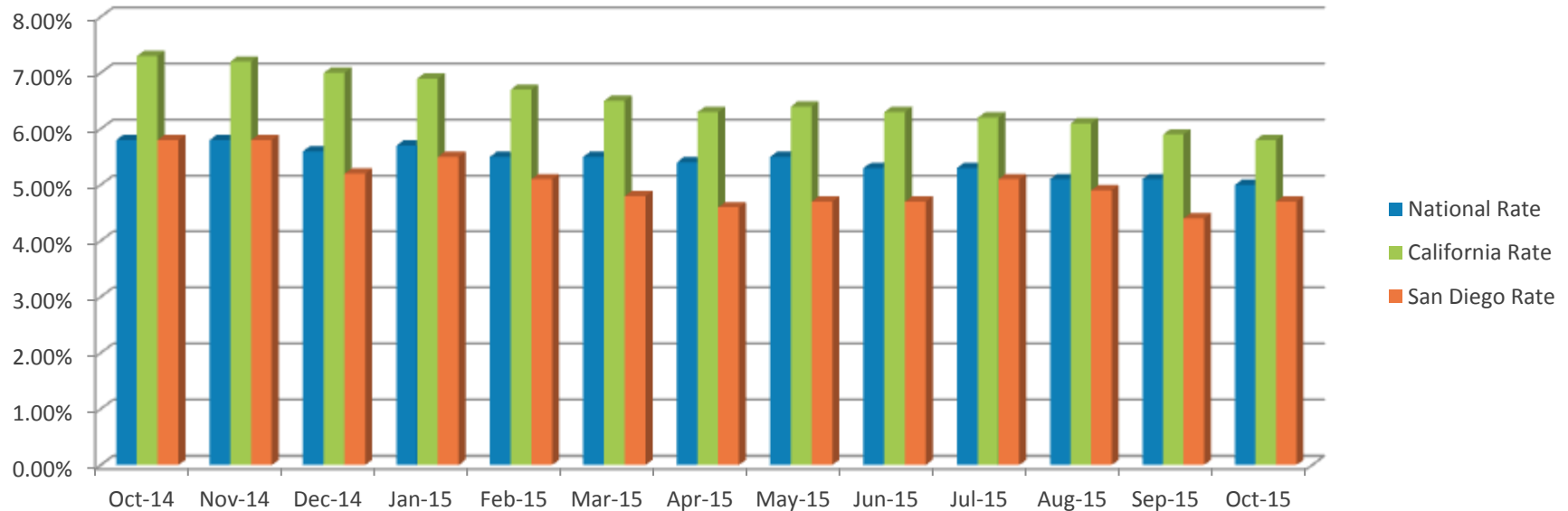
November 2010 – November 2015



Little Change in October Unemployment Rates

The National unemployment rate was at 5.0 percent for October, which was down 0.1 percent from September. The National U-6 rate fell from 10.3 percent in September to 9.8 percent for October. In California the unemployment rate was at 5.8 percent for October, down 0.1 percentage points from the September rate of 5.9 percent and down 1.2 percentage points from one year ago. Locally, San Diego's unemployment rate went up to 4.7 percent for October from 4.4 percent in September.

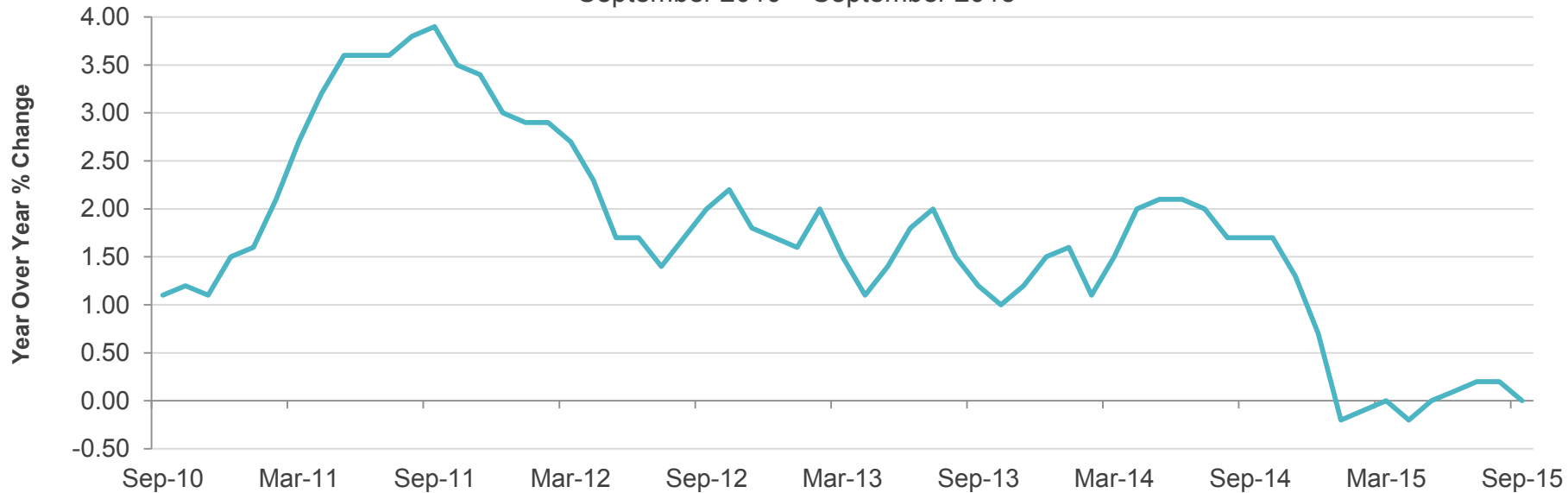
Unemployment Rates



Consumer Price Index

The Consumer Price Index for the twelve months ending September was unchanged at 0.0%, which was down from the 0.2% increase in August. Core CPI, excluding food and energy, was up 1.9% for the twelve months ending September, which was an increase from the 1.8% increase in August. Inflation continues to trend well below the Federal Reserve's 2% target.

Consumer Price Index (YoY%)
September 2010 – September 2015

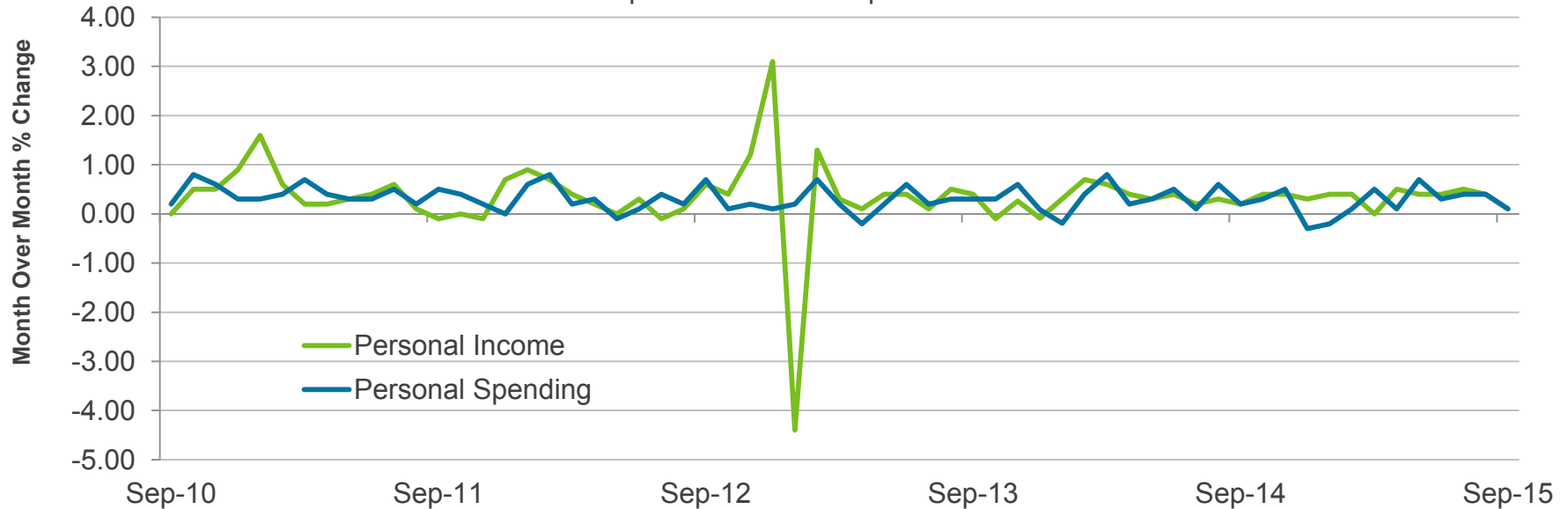


Personal Income and Spending

Personal income and personal spending were both up by 0.1% in September, which were below expectations. Weakness in data is reflected in a slowing economy.

Personal Income and Spending (MoM%)

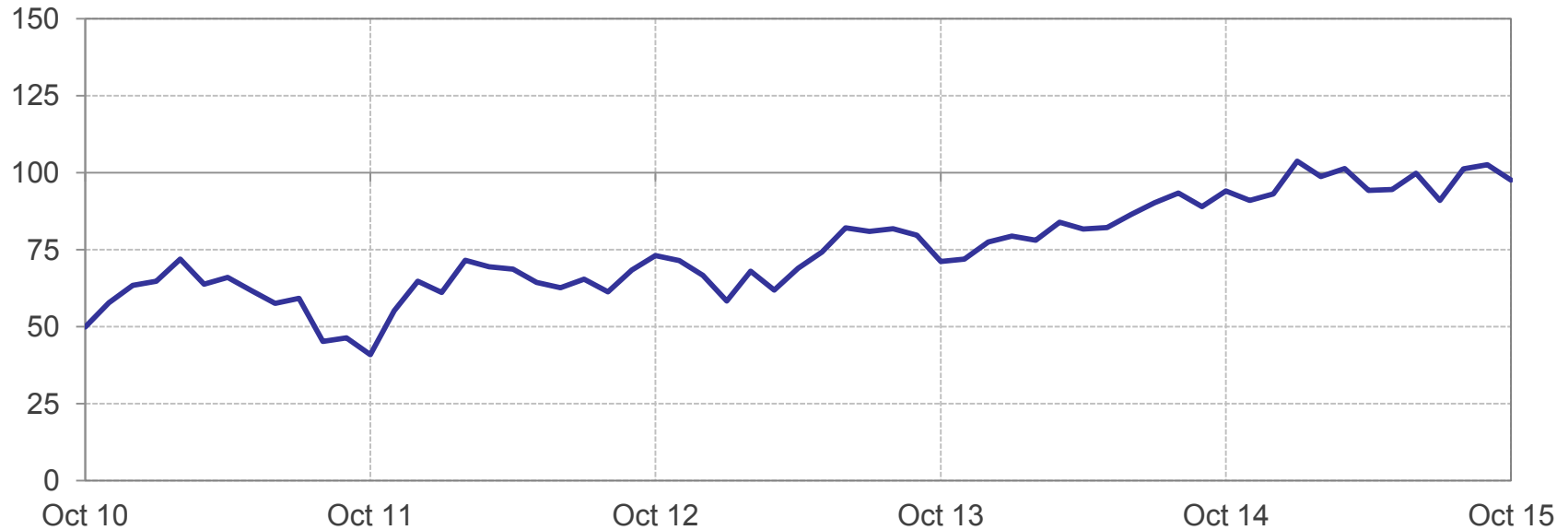
September 2010 – September 2015



Consumer Confidence Slips

The Consumer Confidence Index, which rose modestly in September, fell by 5 points to 97.6 in October. The index declined, as consumers were slightly less optimistic about current and future conditions, in particular the job market. Overall, consumers view current conditions favorably, but they do not anticipate much improvement in the economy in the near-term.

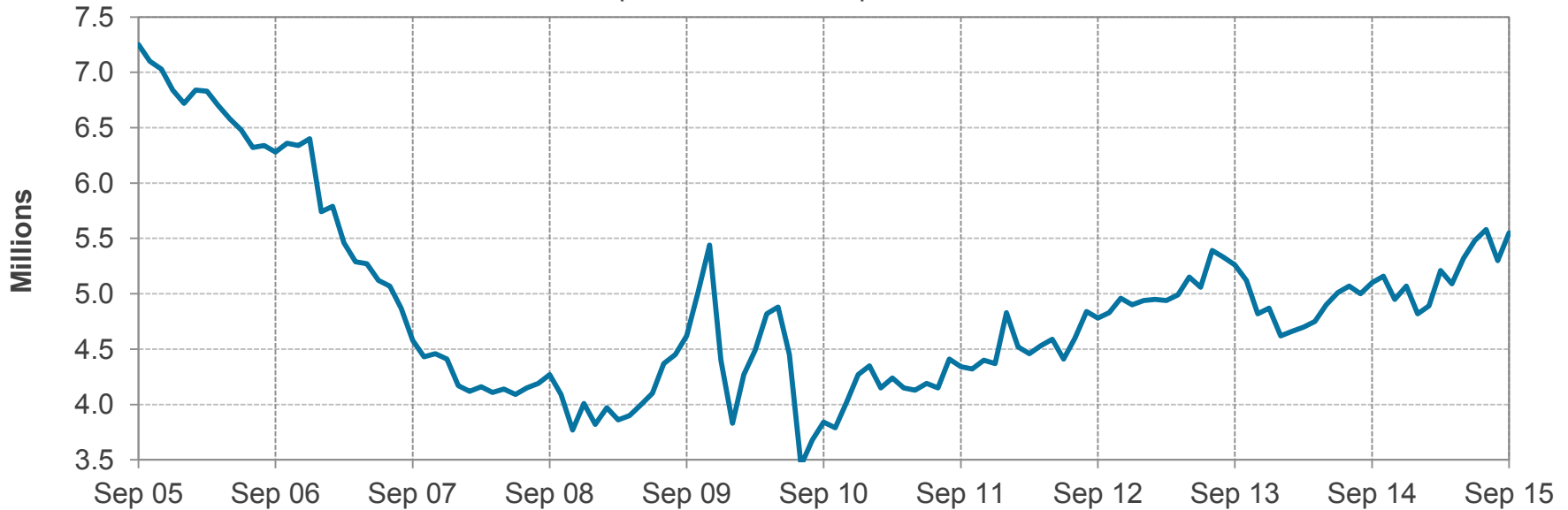
Consumer Confidence Index
October 2010 – October 2015



Existing Home Sales Up

After declining in August, existing home sales increased by 8.8% in September to a seasonally adjusted annualized rate of 5.55 million units. September was the twelfth consecutive month that new home sales were up year over year.

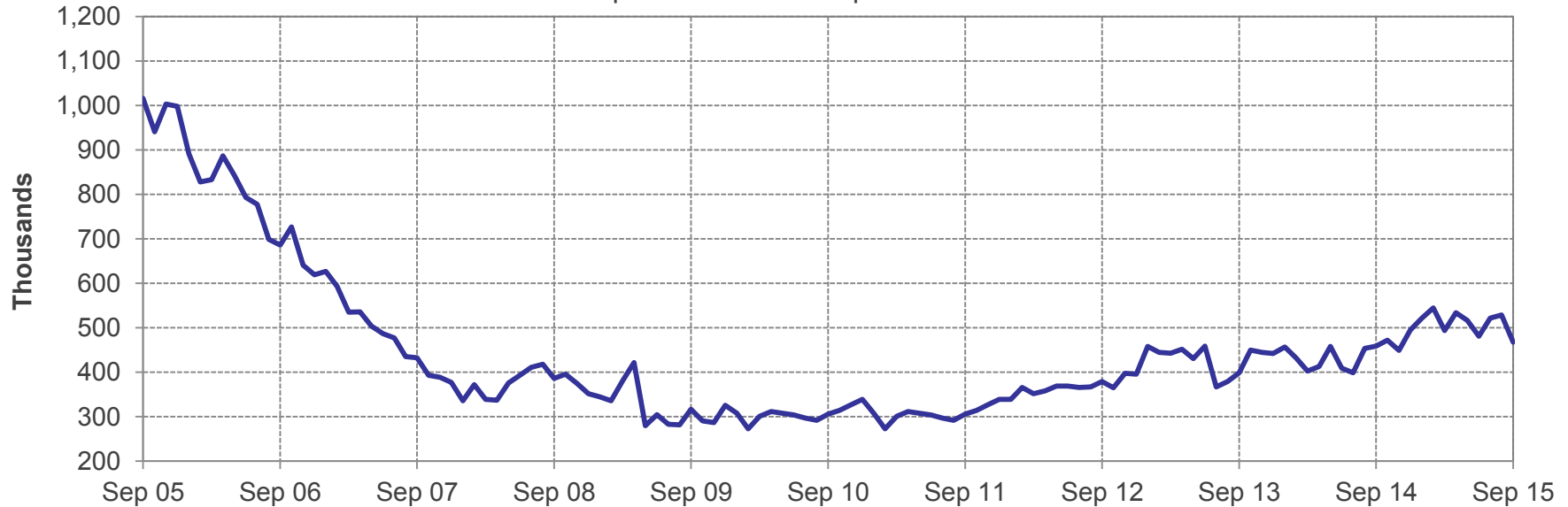
U.S. Existing Home Sales (MoM)
September 2005 – September 2015



New Home Sales Fall

New home sales fell by 11.5% in September to a seasonally adjusted annualized rate of 468,000 units, which was its lowest level since November 2014. Although down for the month, new homes sales were up 2% over September 2014. September was the 15th straight month that new home sales had increased year over year.

U.S. New Home Sales (MoM)
September 2005 – September 2015



Oil Remains Range Bound

Oil (WTI spot) closed at \$44.32 on November 10th. Since the beginning of September, oil has remained in a fairly narrow range on mixed global economic news and continued strong oil supplies.

West Texas Intermediate Oil Price Per Barrel (WTI Spot)

November 1, 2010 – November 10, 2015



Jet Fuel Prices

Jet fuel (U.S. Gulf Coast Spot) closed at \$1.38 on November 10th, which was in line with its average over the past month. Low crude prices have kept a lid on jet fuel prices.

U.S. Gulf Coast Kerosene-Type Jet Fuel Spot Price FOB

November 1, 2010 – November 10, 2015



U.S. Equity Markets Down in Recent Weeks

After trending higher in September and October, the equity markets have fallen in recent weeks as the likelihood of a rate hike before the end of the year has increased due to mixed earnings. Year to date, the DJIA is down -3.24% and the S&P 500 is down 1.74%.

Dow Jones Industrial Average and S&P 500 Indices

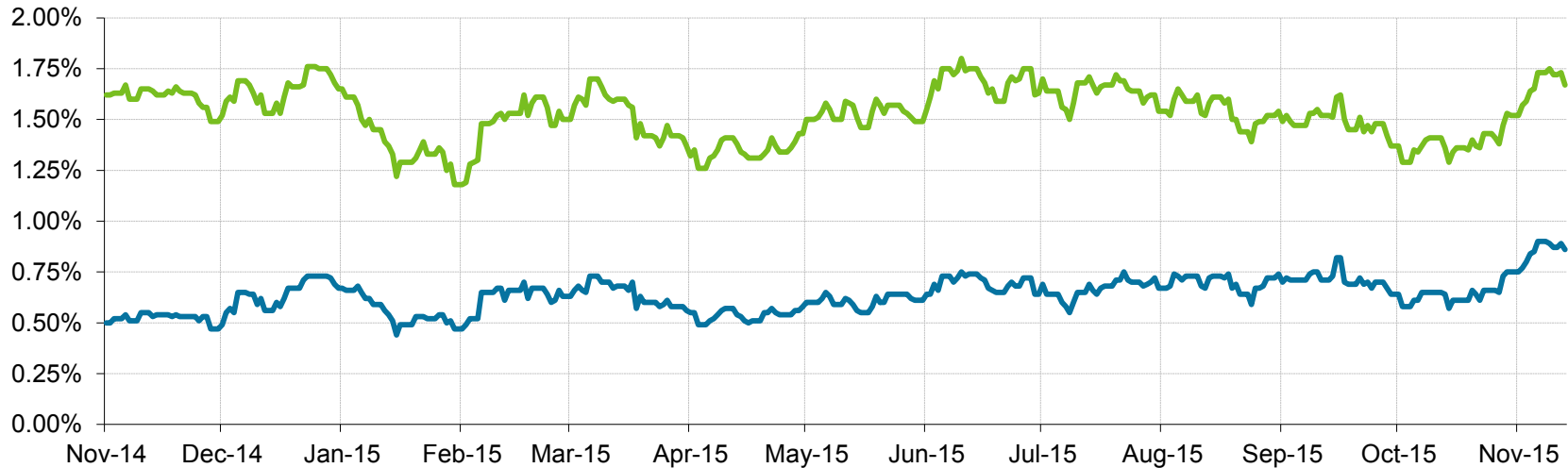
November 1, 2010 – November 13, 2015



Treasury Yields React to Rate Hike Expectations

U.S. Treasury yields have traded in a narrow range during the past 12 months. However, we have seen shorter-term Treasury yields move higher recently due to the market's expectations of a rate hike before the end of the year. The impact on longer-term yields has been more subdued as they are more impacted by longer-term inflation expectations.

2- and 5-year U.S. Treasury Yields
November 1, 2014 – November 13, 2015



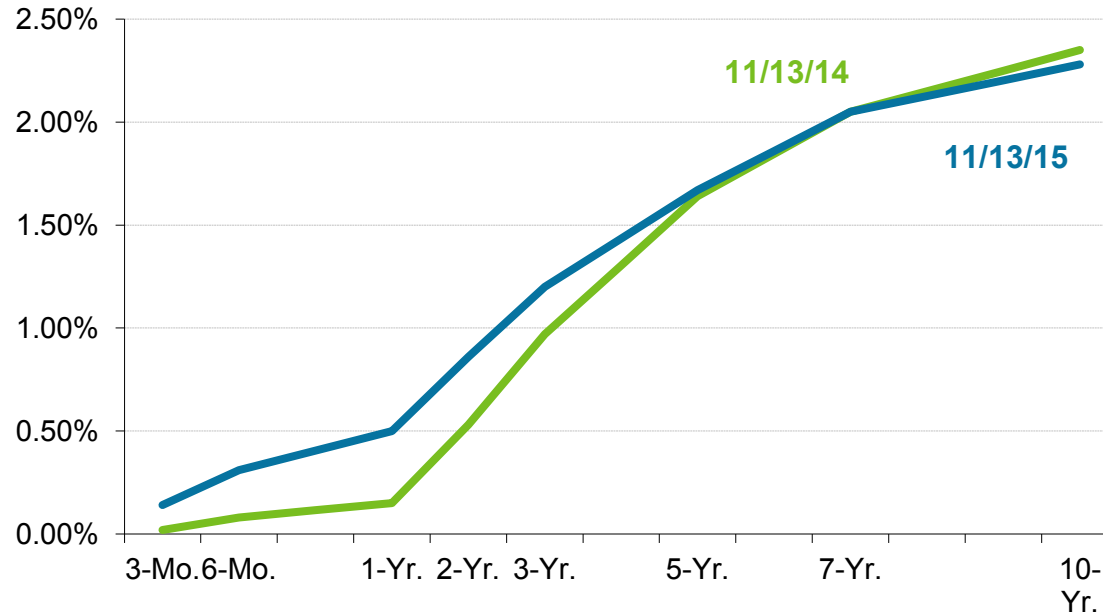
— 5-year U.S. Treasury

— 2-year U.S. Treasury


U.S. Treasury Yield Curve

The Treasury yield curve has flattened over the past year, as shorter-term rates have risen on expectations of a hike in the Fed Funds target rate while longer-term Treasury yields are down on global economic worries and subdued inflation expectations.

U.S. Treasury Yield Curve
November 13, 2014 versus November 13, 2015



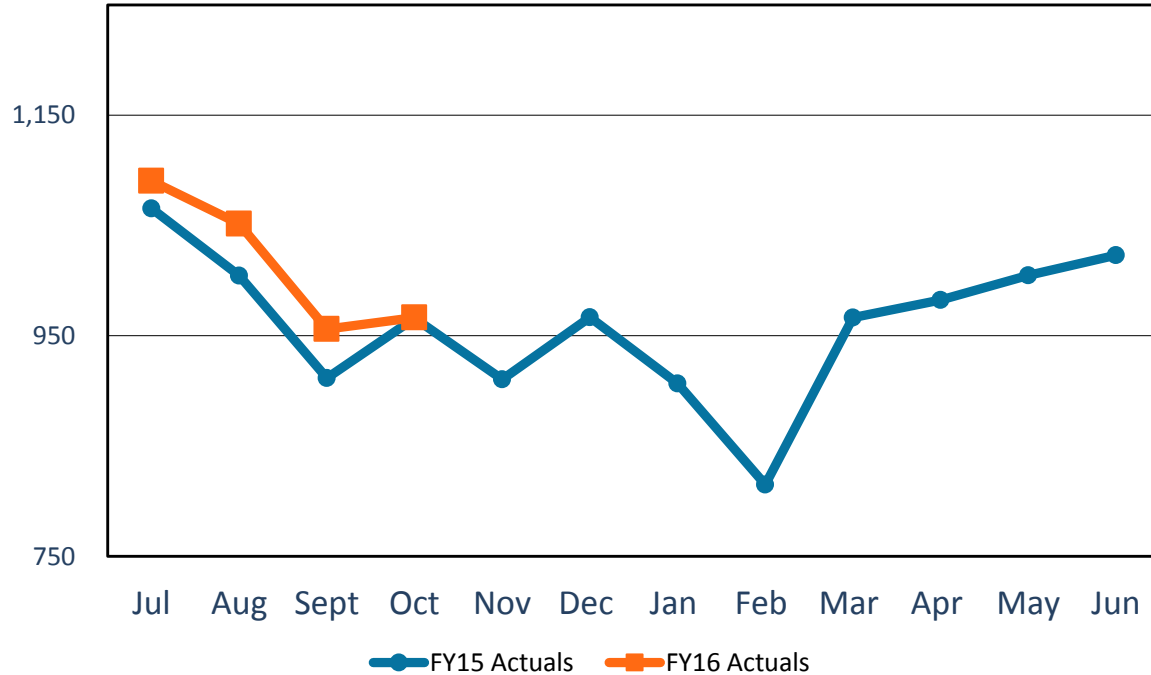
	11/13/14	11/13/15	Change
3-Mo.	0.02%	0.14%	0.12%
6-Mo.	0.08%	0.31%	0.23%
1-Yr.	0.15%	0.50%	0.35%
2-Yr.	0.53%	0.86%	0.33%
3-Yr.	0.97%	1.20%	0.23%
5-Yr.	1.64%	1.67%	0.03%
10-Yr.	2.35%	2.28%	(0.07%)
20-Yr.	2.80%	2.72%	(0.08%)
30-Yr.	3.08%	3.06%	(0.02%)



Revenue & Expenses (Unaudited) For the Month Ended October 2015 and 2014

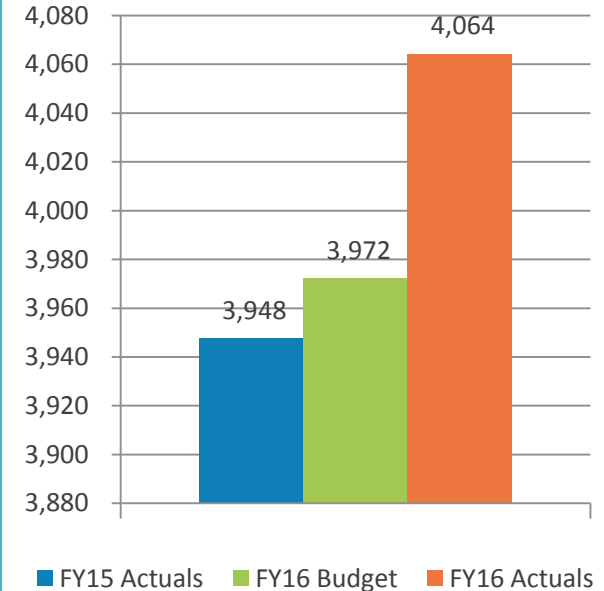
Gross Landing Weight Units (000 lbs)

(000's)



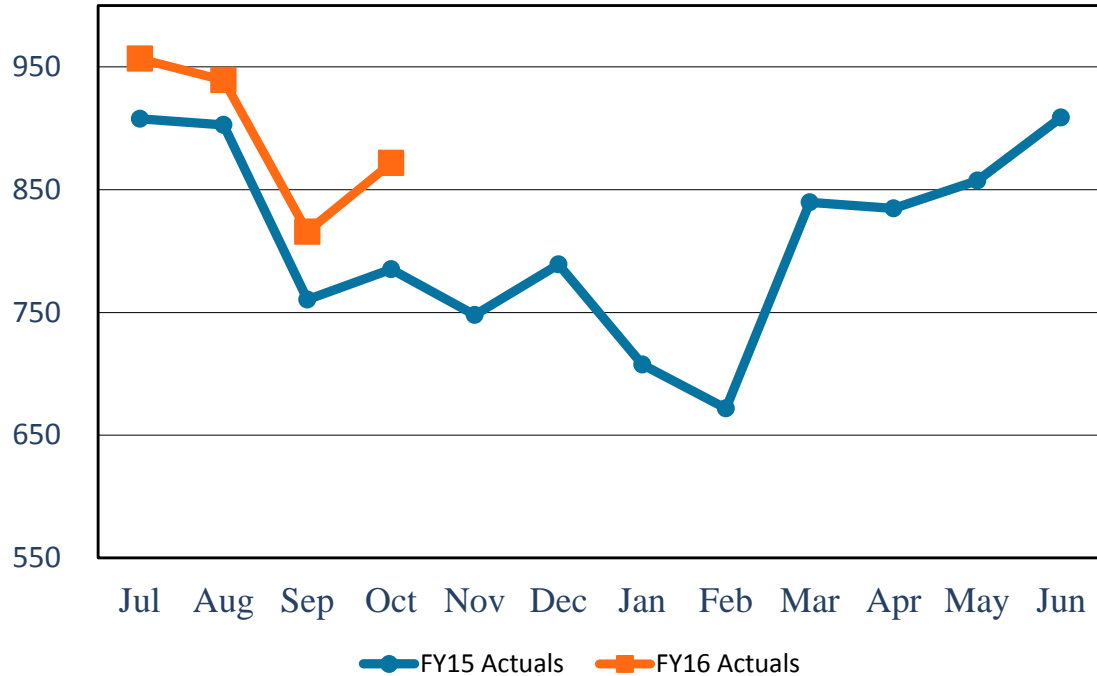
FY16 YTD Act Vs.
FY15 YTD Act
2.9%

FY16 YTD Act Vs.
FY16 YTD Budget
2.3%



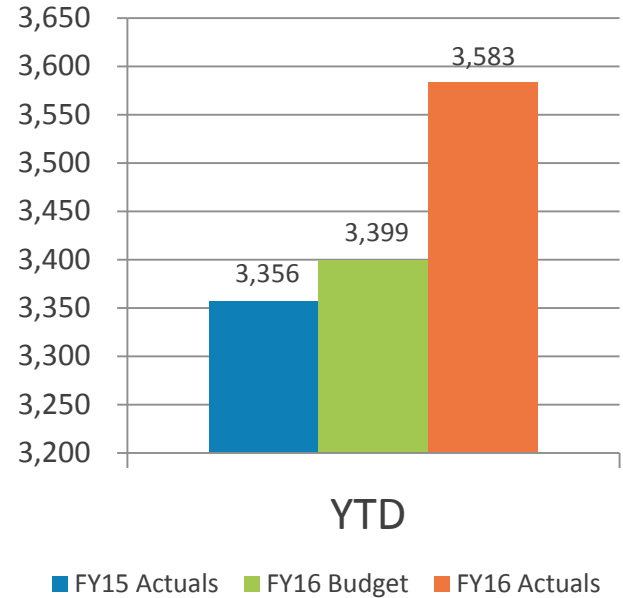
Enplanements

(000's)

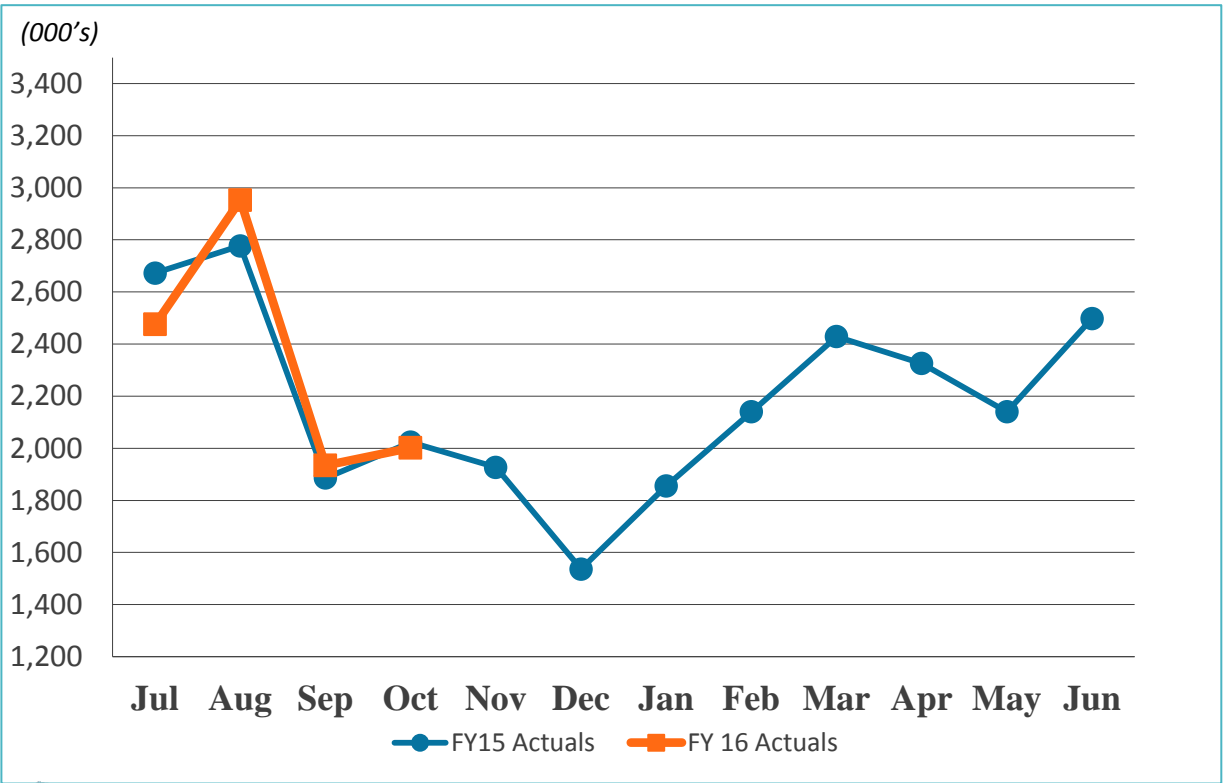


FY16 YTD Act Vs.
FY15 YTD Act
6.7%

FY16 YTD Act Vs.
FY16 YTD Budget
5.4%

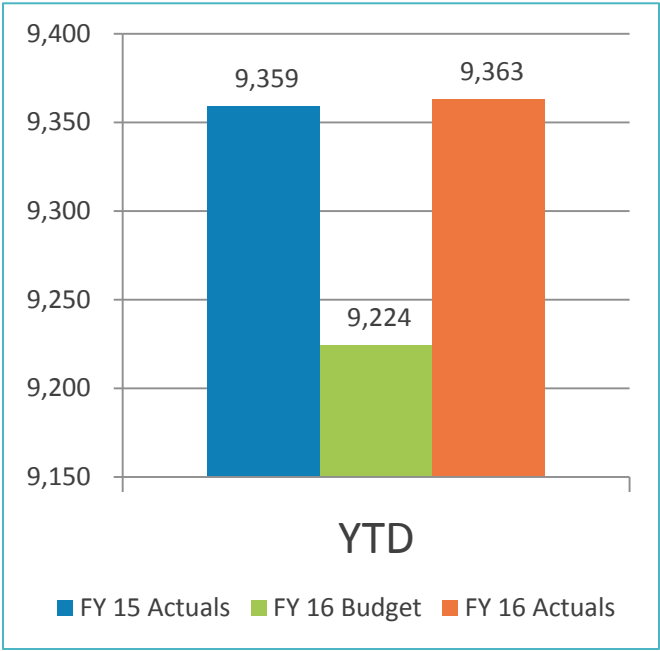


Car Rental License Fees

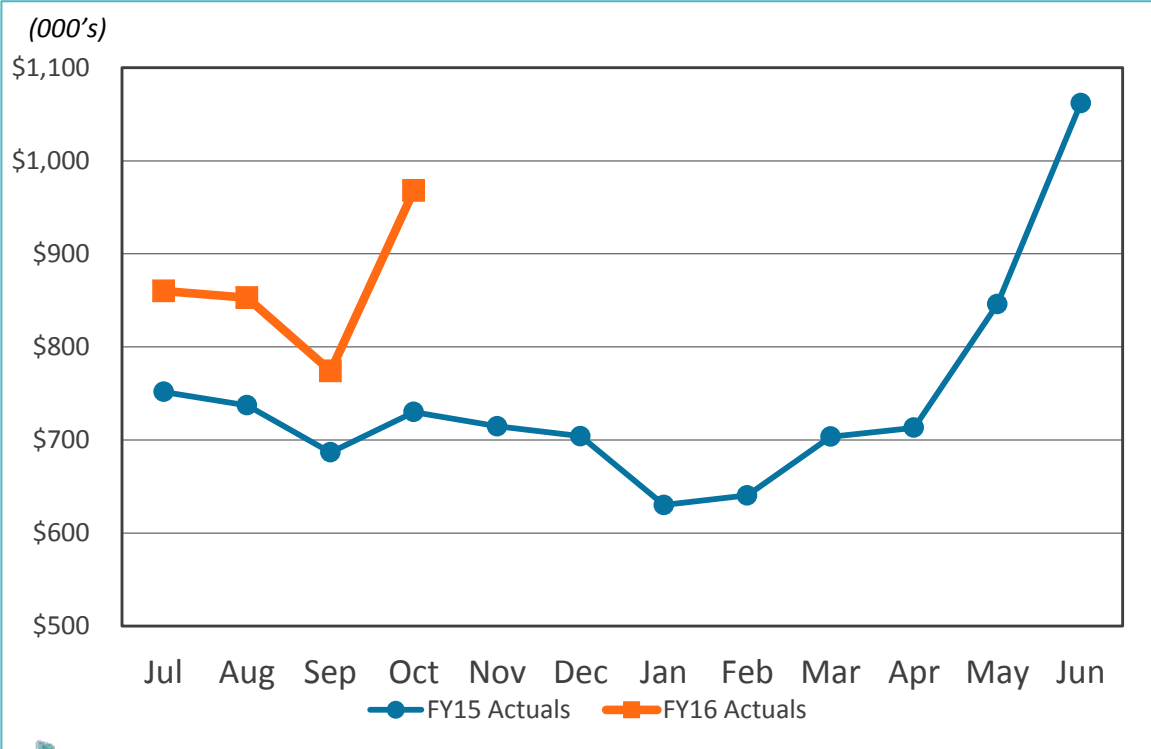


FY16 YTD Act Vs.
FY15 YTD Act
0.04%

FY16 YTD Act Vs.
FY16 YTD Budget
1.5%

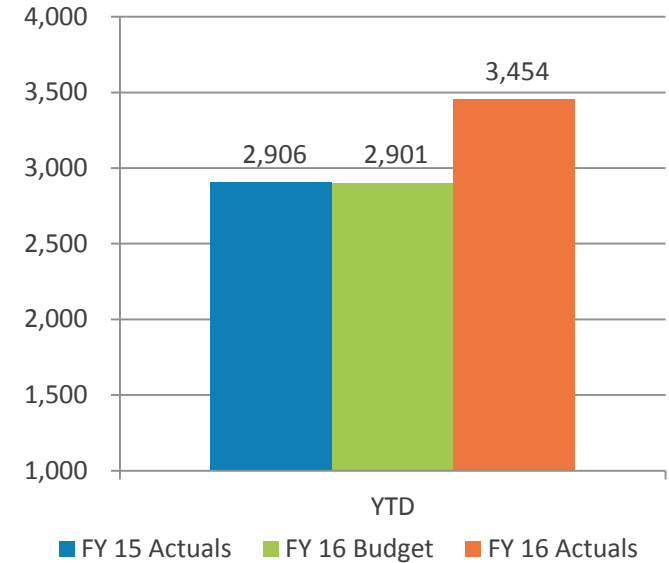


Food and Beverage Concessions Revenue



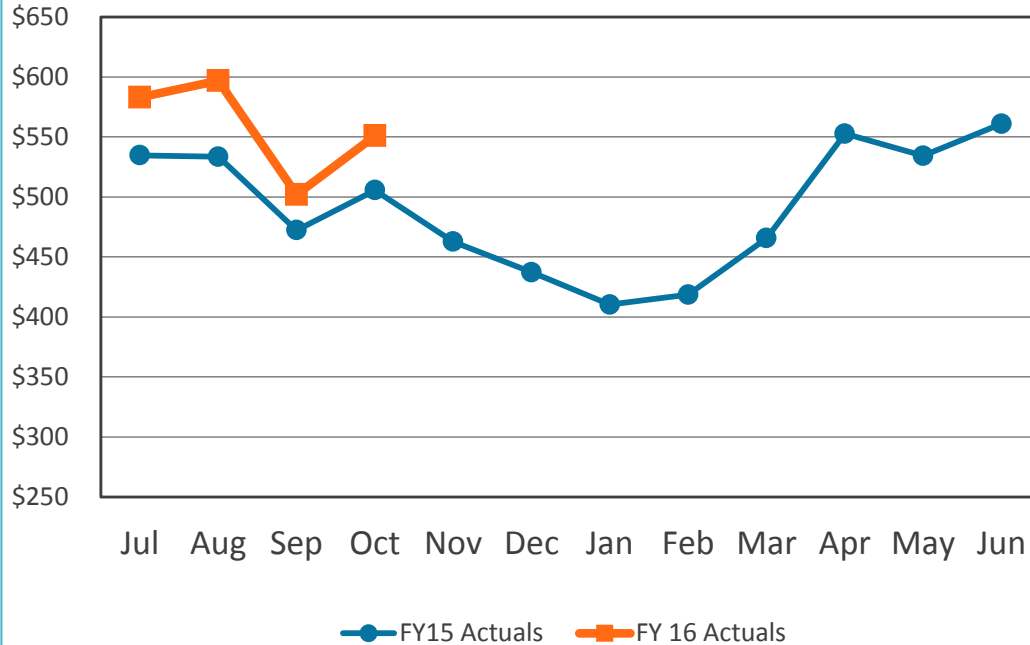
FY16 YTD Act Vs.
FY15 YTD Act
18.9%

FY16 YTD Act Vs.
FY16 YTD Budget
19.1%



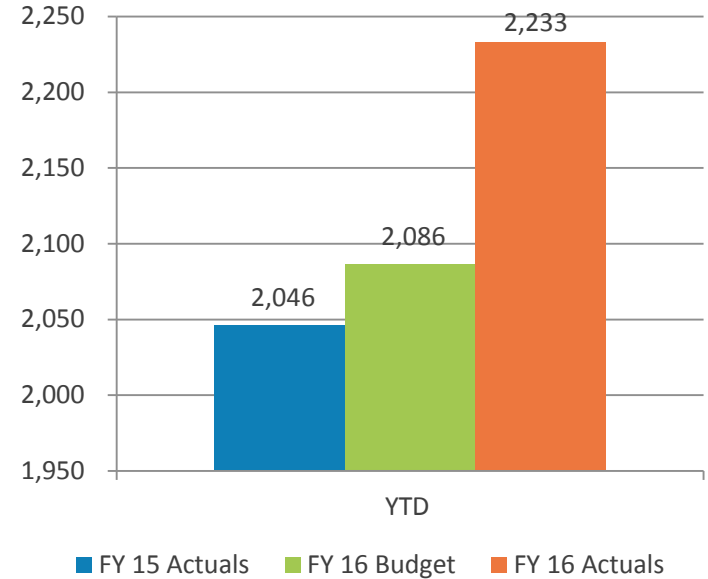
Retail Concessions Revenue

(000's)

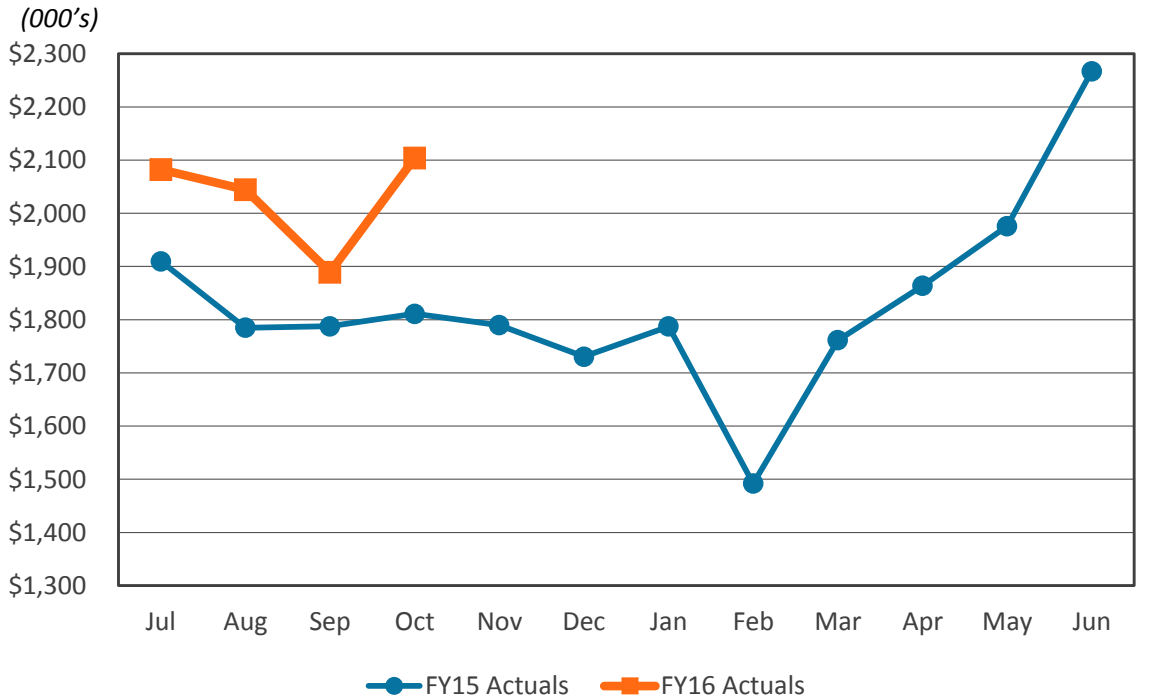


FY16 YTD Act Vs.
FY15 YTD Act
9.1%

FY16 YTD Act Vs.
FY16 YTD Budget
7.0%

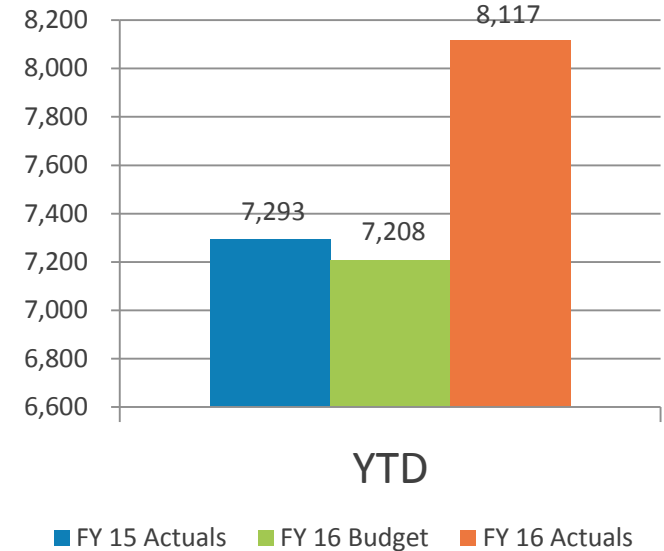


Total Terminal Concessions (Includes Cost Recovery)

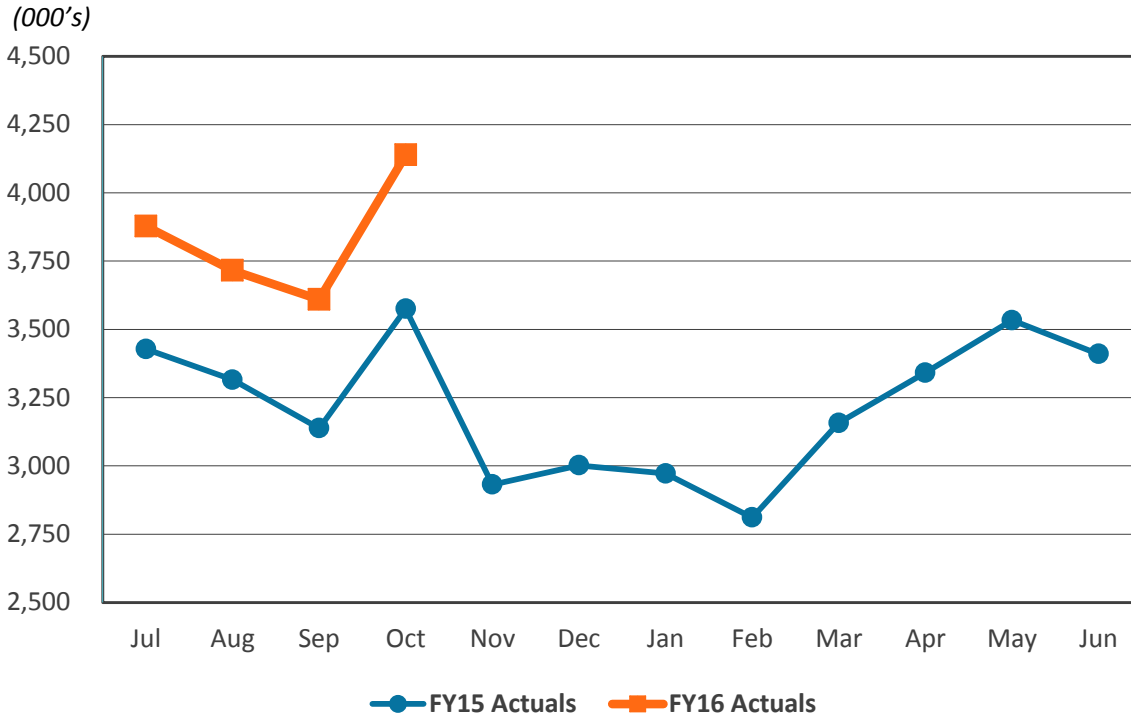


FY16 YTD Act Vs.
FY15 YTD Act
11.3%

FY16 YTD Act Vs.
FY16 YTD Budget
12.6%

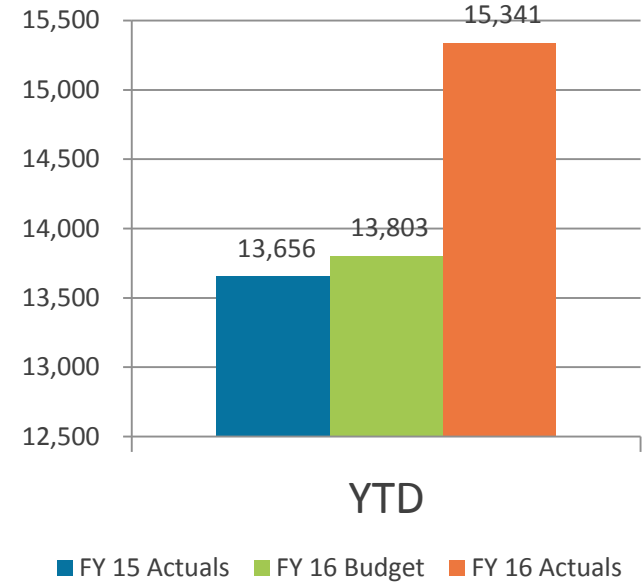


Parking Revenue



FY16 YTD Act Vs.
FY15 YTD Act
12.3%

FY16 YTD Act Vs.
FY16 YTD Budget
11.1%



Operating Revenues for the Month Ended October 31, 2015

(In thousands)	Budget	Actual	Variance Favorable (Unfavorable)	% Change	Prior Year
Aviation revenue:					
Landing fees	\$ 2,056	\$ 2,156	\$ 100	5%	\$ 1,985
Aircraft parking fees	240	231	(9)	(4)%	239
Building rentals	4,431	4,458	27	1%	4,189
Security surcharge	2,307	2,306	(1)	-	2,211
CUPPS Support Charges	101	101	-	-	94
Other aviation revenue	133	134	1	-	134
Total aviation revenue	\$ 9,268	\$ 9,386	\$ 118	1%	\$ 8,852

Operating Revenues for the Month Ended October 31, 2015

(In thousands)	Budget	Actual	Variance Favorable (Unfavorable)	% Change	Prior Year
Terminal rent non-airline	\$ 118	\$ (179)	\$ (297)	(251)%	\$ 102
Concession revenue:					
Terminal concession revenue:					
Food and beverage	720	968	248	34%	730
Gifts and news	516	551	35	7%	506
Space storage	78	73	(5)	(6)%	72
Cost recovery	218	208	(10)	(4)%	193
Other <i>(Primarily advertising)</i>	246	304	58	23%	310
Total terminal concession revenue	1,778	2,104	326	18%	1,811
Car rental and license fee revenue:					
Rental car and license fees	2,000	2,002	2	-	2,023
License fees-other	402	406	4	1%	382
Total rental car and license fees	2,402	2,408	6	-	2,405
Total concession revenue	\$ 4,180	\$ 4,512	\$ 332	8%	\$ 4,216

Operating Revenues for the Month Ended October 31, 2015

(In thousands)	Budget	Actual	Variance Favorable (Unfavorable)	% Change	Prior Year
Parking revenue:					
Short-term parking revenue	\$ 2,334	\$ 2,576	\$ 242	10%	\$ 2,291
Long-term parking revenue	1,357	1,563	206	15%	1,334
Total parking revenue	3,621	4,139	518	14%	3,625
Ground transportation permits and citations	330	438	108	33%	287
Ground rentals	1,000	1,291	291	29%	956
Grant reimbursements	25	25	-	-	25
Other operating revenue	39	69	30	75%	48
Subtotal	5,015	5,962	947	19%	4,941
Total operating revenues	\$ 18,581	\$ 19,681	\$ 1,100	6%	\$ 18,111

Operating Expenses for the Month Ended October 31, 2015

(In thousands)	Budget	Actual	Variance Favorable (Unfavorable)	% Change	Prior Year
Operating expenses:					
Salaries and benefits	\$ 4,879	\$ 4,688	\$ 191	4%	\$ 5,177
Contractual services	3,152	3,186	(34)	(1)%	3,023
Safety and security	2,708	2,614	94	3%	2,275
Space rental	869	868	1	-	871
Utilities	999	1,156	(157)	(16)%	944
Maintenance	1,192	1,074	118	10%	1,342
Equipment and systems	27	23	4	16%	11
Materials and supplies	35	29	6	17%	31
Insurance	110	79	31	29%	89
Employee development and support	135	107	28	20%	73
Business development	246	87	159	65%	208
Equipment rental and repairs	318	271	47	15%	213
Total operating expenses	\$ 14,670	\$ 14,182	\$ 488	3%	\$ 14,257

Financial Summary

for the Month Ended October 31, 2015

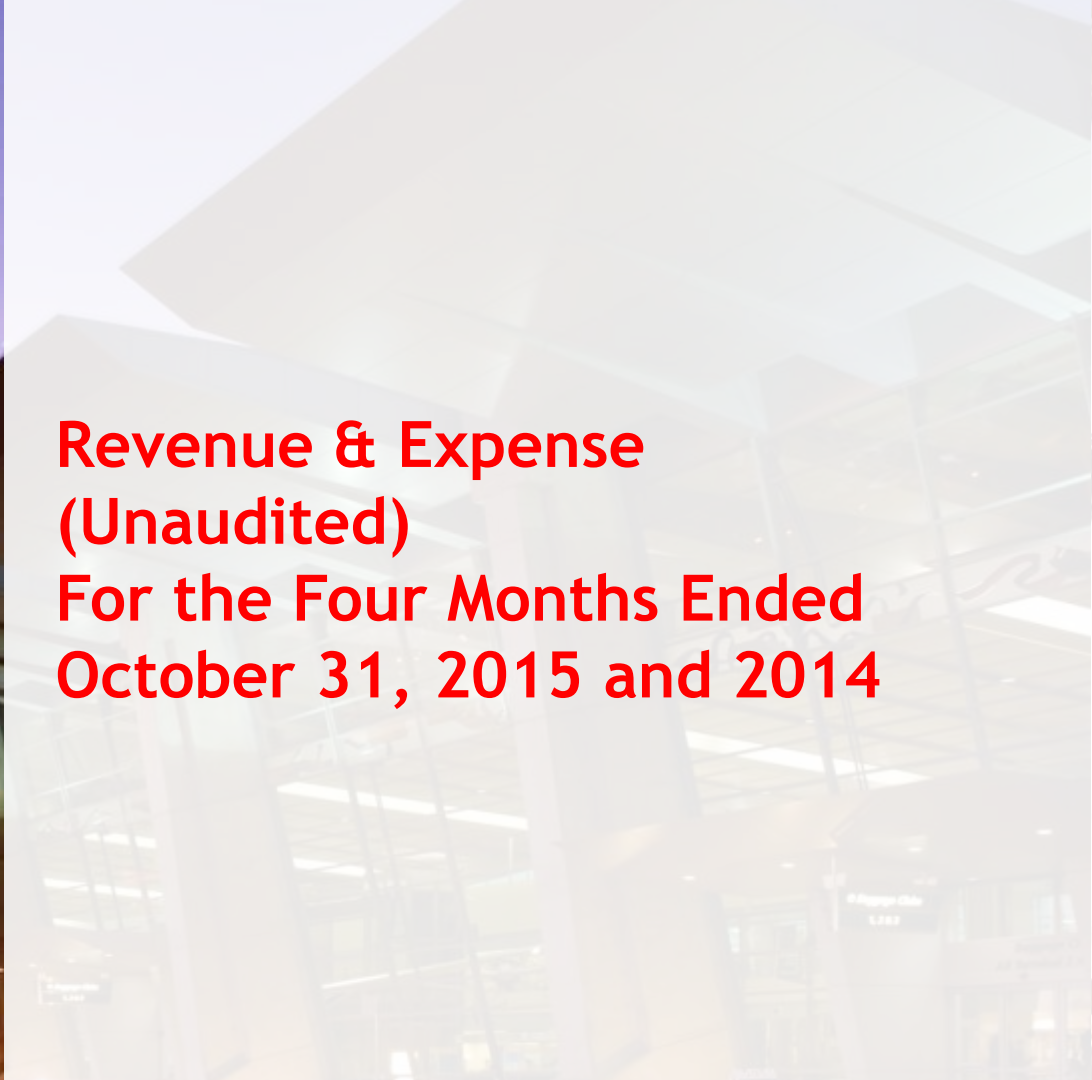
(In thousands)	Budget	Actual	Variance Favorable (Unfavorable)	% Change	Prior Year
Total operating revenues	\$ 18,581	\$ 19,681	\$ 1,100	6%	\$ 18,111
Total operating expenses	14,670	14,182	488	3%	14,257
Income from operations	3,911	5,499	1,588	41%	3,854
Depreciation	6,779	6,779	-	-	6,662
Operating income (loss)	\$ (2,868)	\$ (1,280)	\$ 1,588	55%	\$ (2,808)

Non-operating Revenues & Expenses for the Month Ended October 31, 2015

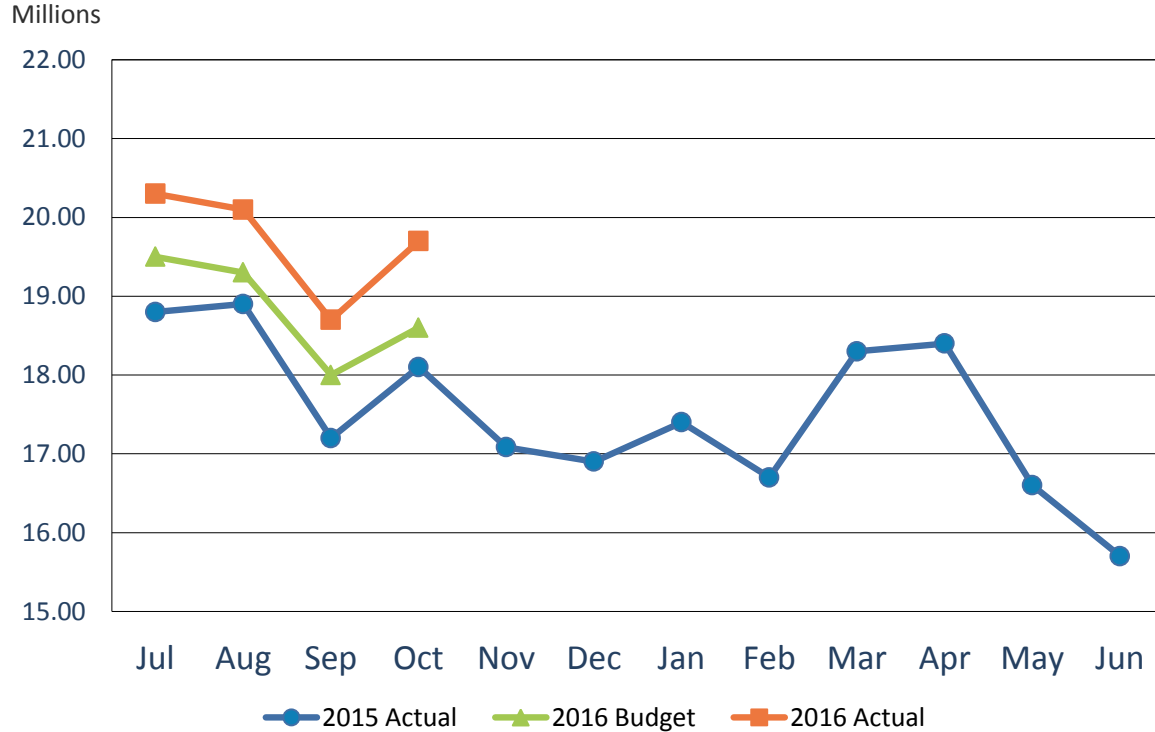
(In thousands)	Budget	Actual	Variance		Prior Year
			Favorable (Unfavorable)	% Change	
Nonoperating revenues (expenses):					
Passenger facility charges	\$ 3,303	\$ 3,487	\$ 184	6%	\$ 3,297
Customer facility charges (Rental Car Center)	2,853	2,841	(12)	-	2,829
Quieter Home Program, net	(299)	(302)	(3)	(1)%	(228)
Interest income	414	465	51	12%	542
BAB interest rebate	386	386	-	-	386
Interest expense & debt issuance costs	(4,255)	(4,857)	(602)	(14)%	(5,121)
Bond amortization	355	355	-	-	362
Other nonoperating revenue (expenses)	(1)	53	54	-	(770)
Nonoperating revenue, net	2,756	2,428	(328)	(12)%	1,297
Change in net position before grant contributions	(112)	1,148	1,260		(1,511)
Capital grant contributions	2,443	1,475	(968)	(40)%	71
Change in net position	\$ 2,331	\$ 2,623	\$ 292	13%	\$ (1,440)



**Revenue & Expense
(Unaudited)
For the Four Months Ended
October 31, 2015 and 2014**

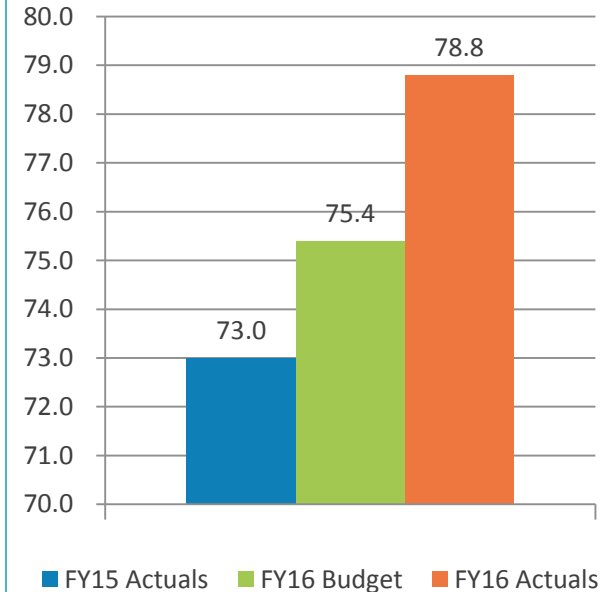


Monthly Operating Revenue (Unaudited)



FY16 YTD Act Vs.
FY15 YTD Act
7.9%

FY16 YTD Act Vs.
FY16 YTD Budget
4.5%



Operating Revenues

for the Four Months Ended October 31, 2015 (Unaudited)

(In thousands)	Budget	Actual	Variance Favorable (Unfavorable)	% Change	Prior Year
Aviation revenue:					
Landing fees	\$ 8,405	\$ 8,697	\$ 292	3%	\$ 8,185
Aircraft parking fees	958	909	(49)	(5)%	923
Building rentals	17,743	17,971	228	1%	16,813
Security surcharge	9,228	9,225	(3)	-	8,843
CUPPS Support Charges	402	402	-	-	377
Other aviation revenue	530	536	6	1%	534
Total aviation revenue	\$ 37,266	\$ 37,740	\$ 474	1%	\$ 35,675

Operating Revenues

for the Four Months Ended October 31, 2015 (Unaudited)

(In thousands)			Variance Favorable (Unfavorable)	% Change	Prior Year
	Budget	Actual			
Terminal rent non-airline	\$ 476	\$ 156	\$ (320)	(67)%	\$ 407
Concession revenue:					
Terminal concession revenue:					
Food and beverage	2,901	3,454	553	19%	2,906
Retail	2,086	2,233	147	7%	2,046
Space storage	311	287	(24)	(8)%	290
Cost recovery	870	841	(29)	(3)%	762
Other (Primarily advertising)	1,040	1,302	262	25%	1,289
Total terminal concession revenue	7,208	8,117	909	13%	7,293
Car rental and license fee revenue:					
Rental car license fees	9,224	9,363	139	2%	9,359
License fees-other	1,559	1,556	(3)	-	1,466
Total rental car and license fees	10,783	10,919	136	1%	10,825
Total concession revenue	\$ 17,991	\$ 19,036	\$ 1,045	6%	\$ 18,118

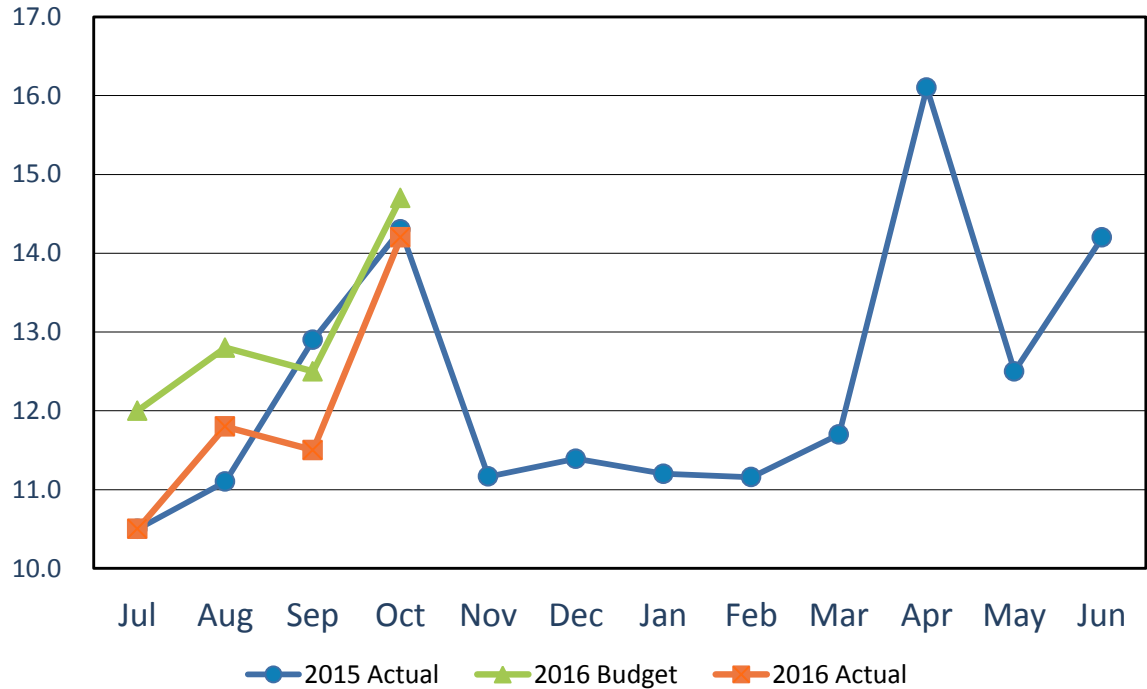
Operating Revenues

for the Four Months Ended October 31, 2015 (Unaudited)

(In thousands)	Budget	Actual	Variance Favorable (Unfavorable)	% Change	Prior Year
Parking revenue:					
Short-term parking revenue	\$ 8,974	\$ 9,631	\$ 657	7%	\$ 8,756
Long-term parking revenue	5,099	5,710	611	12%	4,900
Total parking revenue	13,803	15,341	1,538	11%	13,656
Ground transportation permits and citations	1,601	1,855	254	16%	1,236
Ground rentals	4,001	4,278	277	7%	3,604
Grant reimbursements	98	98	-	-	98
Other operating revenue	158	263	105	67%	203
Subtotal	19,661	21,835	2,174	11%	18,797
Total operating revenues	\$ 75,394	\$ 78,767	\$ 3,373	4%	\$ 72,997

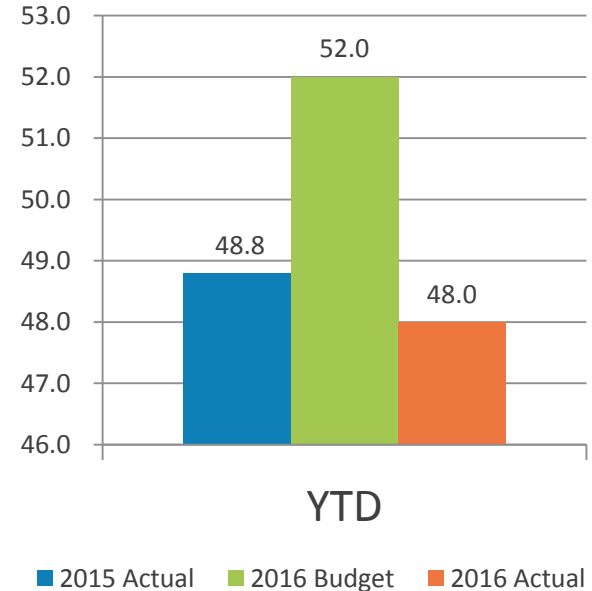
Monthly Operating Expenses (Unaudited)

Millions



FY16 YTD Act Vs.
FY15 YTD Act
1.6%

FY16 YTD Act Vs.
FY16 YTD Budget
7.7%



Operating Expenses

for the Four Months Ended October 31, 2015 (Unaudited)

(In thousands)	Budget	Actual	Variance Favorable (Unfavorable)	% Change	Prior Year
Operating expenses:					
Salaries and benefits	\$ 14,857	\$ 14,057	\$ 800	5%	\$ 16,261
Contractual services	12,086	11,465	621	5%	10,184
Safety and security	8,504	7,958	546	6%	8,327
Space rental	3,476	3,416	60	2%	3,484
Utilities	4,643	4,342	301	6%	4,364
Maintenance	5,054	4,656	398	8%	4,139
Equipment and systems	152	152	-	-	5
Materials and supplies	142	156	(14)	(10)%	136
Insurance	441	317	124	28%	354
Employee development and support	457	359	98	21%	257
Business development	884	262	622	70%	677
Equipment rental and repairs	1,261	916	344	27%	606
Total operating expenses	\$ 51,956	\$ 48,056	\$ 3,900	8%	\$ 48,794


Financial Summary

for the Four Months Ended October 31, 2015 (Unaudited)

(In thousands)	Budget	Actual	Variance Favorable (Unfavorable)	% Change	Prior Year
Total operating revenues	\$ 75,394	\$ 78,767	\$ 3,373	4%	\$ 72,997
Total operating expenses	51,956	48,056	3,900	8%	48,794
Income from operations	23,438	30,711	7,273	31%	24,203
Depreciation	26,300	26,300	-	-	26,615
Operating income (loss)	\$ (2,862)	\$ 4,411	\$ 7,273	-	\$ (2,412)

Nonoperating Revenues & Expenses for the Four Months Ended October 31, 2015 (Unaudited)

(In thousands)	Budget	Actual	Variance Favorable (Unfavorable)	% Change	Prior Year
Nonoperating revenues (expenses):					
Passenger facility charges	\$ 13,082	\$ 13,384	\$ 302	2%	\$ 12,736
Customer facility charges (Rental Car Center)	11,387	11,745	358	3%	11,210
Quieter Home Program, net	(959)	(854)	105	11%	(837)
Interest income	1,695	1,903	208	12%	1,846
BAB interest rebate	1,544	1,543	(1)	-	1,545
Interest expense & debt issuance costs	(17,021)	(19,163)	(2,142)	(13)%	(21,512)
Bond amortization	1,424	1,424	-	-	1,453
Other nonoperating revenue (expenses)	(3)	(12)	(9)	-	(766)
Nonoperating revenue, net	11,149	9,970	(1,179)	(11)%	5,675
Change in Net Position before grant contributions	8,287	14,381	6,094	74%	3,263
Capital grant contributions	10,359	9,333	(1,026)	(10)%	2,147
Change in Net Position	\$ 18,646	\$ 23,714	\$ 5,068	27%	\$ 5,410



Statements of Net Position (Unaudited) October 31, 2015 and 2014

Statements of Net Position (Unaudited)

(In thousands)

October

2015

2014

Current assets:

Cash and investments

\$ 77,809 \$ 66,303

Tenant lease receivable, net of allowance

of 2015: (\$60,720) and 2014: (\$40,835)

8,461 9,131

Grants receivable

11,363 2,446

Notes receivable-current portion

1,609 1,529

Prepaid expenses and other current assets

8,585 9,496

Total current assets

107,827 88,905

Cash designated for capital projects and other

\$ 35,875 \$ 19,553

Statements of Net Position (Unaudited)

(In thousands)

October

2015

2014

Restricted assets:

Cash and investments:

Bonds reserve	\$ 68,621	\$ 64,075
Passenger facility charges and interest unapplied	55,685	50,315
Customer facility charges and interest applied	41,883	41,658
Commercial paper reserve	-	-
SBD bond guarantee	4,000	4,000
Bond proceeds held by trustee	250,455	417,577
Commercial paper interest held by trustee	-	-
Passenger facility charges receivable	4,606	4,499
Customer facility charges receivable	3,206	4,386
OCIP insurance reserve	4,274	4,909
Total restricted assets	\$ 432,730	\$ 591,419

Statements of Net Position (Unaudited)

	(In thousands)	
	October	
	2015	2014
Noncurrent assets:		
Capital assets:		
Land and land improvements	\$ 72,563	\$ 71,082
Runways, roads and parking lots	590,461	568,936
Buildings and structures	1,116,153	1,024,412
Machinery and equipment	15,945	14,230
Vehicles	14,509	5,520
Office furniture and equipment	32,176	32,268
Works of art	3,424	2,468
Construction-in-progress	444,071	330,562
	2,289,302	2,049,478
Less: accumulated depreciation	(758,821)	(683,450)
Total capital assets, net	\$ 1,530,481	\$ 1,366,028

Statements of Net Position (Unaudited)

	(In thousands)	
	October	
	2015	2014
Other assets:		
Notes receivable - long-term portion	\$ 36,228	\$ 37,866
Investments - long-term portion	71,738	85,916
Net pension asset	-	6,719
Security deposit	350	500
Total other assets	108,316	131,001
Deferred outflows of resources:		
Deferred pension contributions:	5,853	-
Total assets and deferred outflows of resources	\$ 2,221,082	\$ 2,196,906

Statements of Net Position (Unaudited)

	(In thousands)	
	October	
	2015	2014
Current liabilities:		
Accounts payable and accrued liabilities	\$ 66,975	\$ 59,962
Deposits and other current liabilities	7,104	4,931
Total current liabilities	74,079	64,892
Current liabilities payable from restricted assets:		
Current portion of long-term debt	11,090	10,695
Accrued interest on bonds and commercial paper	21,969	22,100
Total liabilities payable from restricted assets	\$ 33,059	\$ 32,795

Statements of Net Position (Unaudited)

	(In thousands)	
	October	
	2015	2014
Long-term liabilities:		
Revolving line of credit and commercial paper payable	\$ 38,705	\$ 44,884
Other long-term liabilities	6,037	11,942
Long-term debt - bonds net of amortized premium	1,294,575	1,309,965
Total long-term liabilities	1,339,317	1,366,791
Total liabilities	1,446,455	1,464,478
Deferred inflows of resources		
Deferred pension investment gains	8,168	-
Total liabilities and deferred inflows of resources	\$ 1,454,623	\$ 1,464,478

Statements of Net Position (Unaudited)

	(In thousands)	
	October	
	2015	2014
Net Position:		
Invested in capital assets, net of related debt	\$ 428,656	\$ 410,293
Other restricted	181,917	173,836
Unrestricted:		
Designated	35,875	25,444
Undesignated	120,011	122,855
Total net position	\$ 766,459	\$ 732,428



Questions?

Item 3



San Diego County Regional Airport Authority

Review of the Authority's Investment Report As of October 31, 2015

Presented by: Geoff Bryant
Manager, Airport Finance

December 7, 2015

This report is prepared for the San Diego County Regional Airport Authority (the "Authority") in accordance with California Government Code Section 53646, which states that "the treasurer or chief fiscal officer may render a quarterly report to the chief executive officer, the internal auditor, and the legislative body of the local agency within 30 days following the end of the quarter covered by the report."

The investment report was compiled in compliance with California Government Code Section 53646 and the Authority's approved Investment Policy. All investment transactions made in the Authority's portfolio during this period were made on behalf of the Authority. Sufficient liquidity and anticipated revenue are available to meet expenditure requirements for the next six months.



Scott Brickner, C.P.A.
V.P. Finance & Asset Management / Treasurer
San Diego County Regional Airport Authority

Total Portfolio Summary

	Current Period	Prior Period	Change From
	October 31, 2015	September 30, 2015	Prior
Book Value (1)	\$358,978,000	\$360,152,000	(\$1,174,000)
Market Value (1)	\$358,979,000	\$360,544,000	(\$1,565,000)
Market Value%	100.00%	100.11%	(0.11%)
Unrealized Gain / (Loss)	\$1,000	\$392,000	(\$391,000)
Weighted Average Maturity (Days)	320 days	327 days	(7)
Weighted Average Yield as of Period End	0.68%	0.68%	0.00%
Cash Interest Received- Current Month	\$272,000	\$370,000	(\$98,000)
Cash Interest Received- Year-to-Date	\$869,000	\$597,000	\$272,000
Accrued Interest	\$360,000	\$429,000	(\$69,000)

Notes:

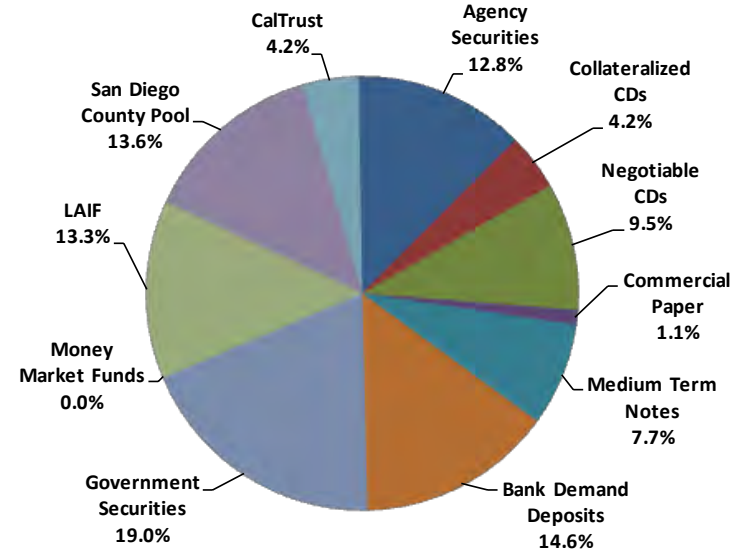
(1) Decrease in portfolio value is primarily due to capital expenditures exceeding capital receipts.

Portfolio Composition by Security Type

	October 31, 2015		September 30, 2015		Permitted by Policy
	Market Value	Percent of Portfolio	Market Value	Percent of Portfolio	
Agency Securities	\$ 45,892,000	12.8%	\$ 43,899,000	12.2%	100%
Collateralized CDs	15,255,000	4.2%	20,297,000	5.6%	30%
Negotiable CDs	34,006,000	9.5%	34,000,000	9.4%	30%
Commercial Paper	3,991,000	1.1%	3,989,000	1.1%	25%
Medium Term Notes	27,550,000	7.7%	27,533,000	7.6%	15%
Bank Demand Deposits	52,488,000	14.6%	48,169,000	13.4%	100%
Government Securities	68,193,000	19.0%	70,338,000	19.5%	100%
Money Market Funds	166,000	0.0%	688,000	0.2%	20%
LAIF	47,682,000	13.3%	47,682,000	13.2%	\$50 million ⁽¹⁾
San Diego County Pool	48,656,000	13.6%	48,855,000	13.6%	\$50 million ⁽²⁾
CalTrust	15,100,000	4.2%	15,094,000	4.2%	\$50 million ⁽³⁾
Total:	\$ 358,979,000	100.0%	\$ 360,544,000	100.0%	

Notes:

- 1.) The \$50 million limit on LAIF is a non-statutory LAIF internal limit. It does not apply to bond proceeds.
- 2.) The San Diego County Investment Pool mirrors the LAIF internal limit and does not apply to bond proceeds.
- 3.) The CalTrust mirrors the LAIF internal limit and does not apply to bond proceeds.

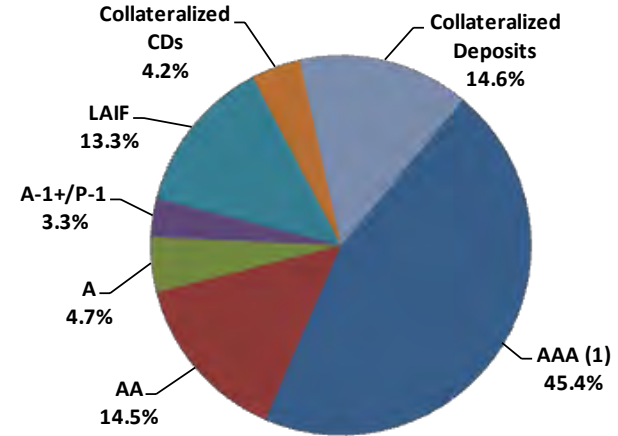


Portfolio Composition by Credit Rating

	October 31, 2015		September 30, 2015	
	Market Value	Percent of Portfolio	Market Value	Percent of Portfolio
AAA ⁽¹⁾	\$ 162,906,000	45.4%	\$ 163,781,000	45.4%
AA	51,880,000	14.5%	51,847,000	14.4%
A	16,774,000	4.7%	16,778,000	4.7%
A-1+/P-1	11,993,000	3.3%	11,990,000	3.3%
LAIF	47,682,000	13.3%	47,682,000	13.2%
Collateralized CDs	15,255,000	4.2%	20,297,000	5.6%
Collateralized Deposits	52,489,000	14.6%	48,169,000	13.4%
Total:	\$ 358,979,000	100.0%	\$ 360,544,000	100.0%

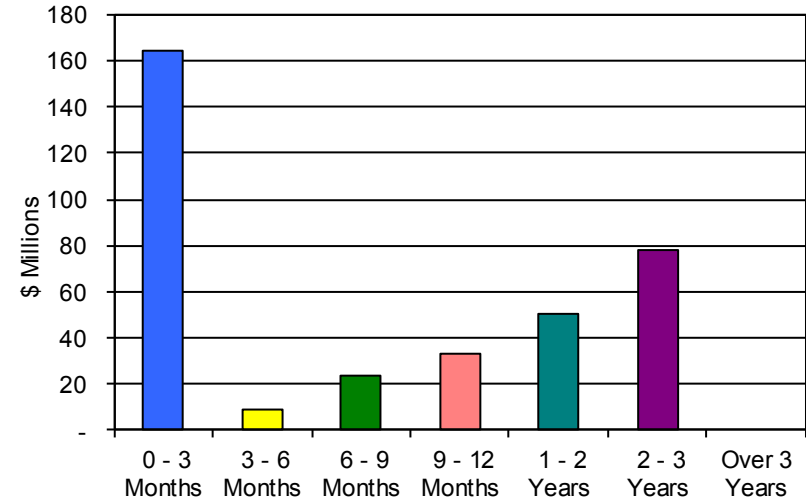
Notes:

1.) Includes investments that have split ratings between S&P (AA+), Moody's (AAA) and Fitch (AAA)



Portfolio Composition by Maturity ⁽¹⁾

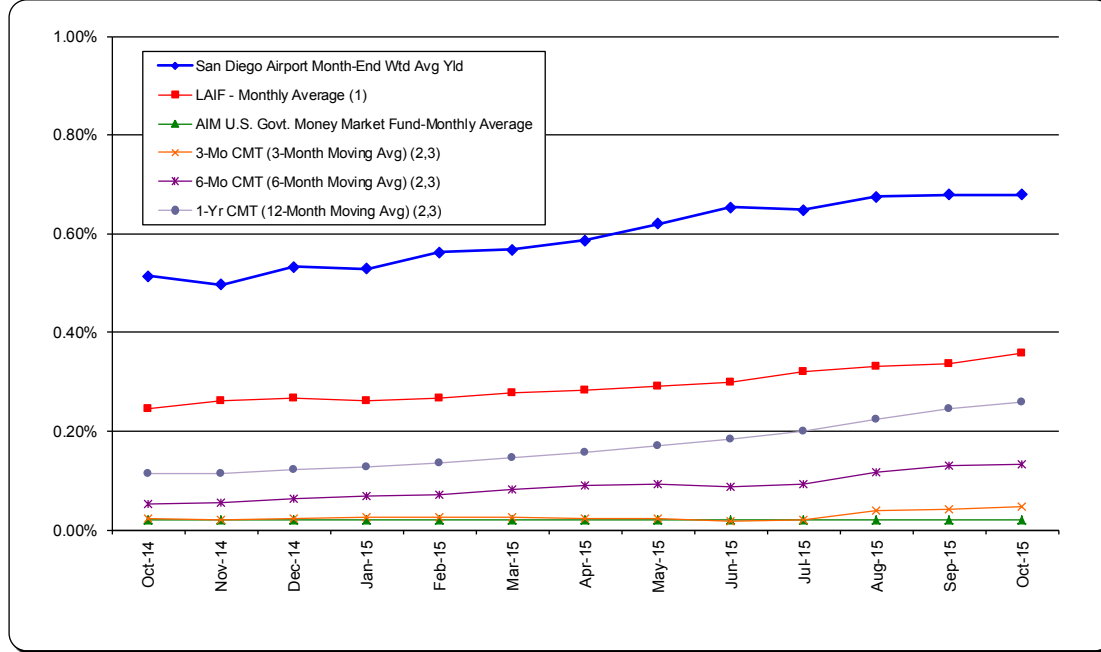
	October 31, 2015		September 30, 2015	
	Market Value	Percent of Portfolio	Market Value	Percent of Portfolio
0 - 3 Months	\$ 164,093,000	45.7%	\$ 170,536,000	47.3%
3 - 6 Months	8,992,000	2.5%	-	0.0%
6 - 9 Months	24,042,000	6.7%	17,784,000	4.9%
9 - 12 Months	33,247,000	9.3%	31,477,000	8.7%
1 - 2 Years	50,420,000	14.0%	64,487,000	17.9%
2 - 3 Years	78,185,000	21.8%	76,260,000	21.2%
Over 3 Years	-	0.0%	-	0.0%
Total:	\$ 358,979,000	100.0%	\$ 360,544,000	100.0%



Notes:

1.) The 0-3 Quarter category includes investments held in the LAIF, CalTrust, and the San Diego County Investment Pool.

Benchmark Comparison



Notes:

- 1.) Benchmark data for LAIF is the average monthly effective yield.
- 2.) CMT stands for Constant Maturity Treasury. This data is published in Federal Reserve Statistical Release H.15 and represents an average of all actively traded Treasury securities having that time remaining until maturity. This is a standard industry benchmark for Treasury securities.
- 3.) The CMT benchmarks are moving averages. The 3-month CMT is the daily average for the previous 3 months, the 6-month CMT is the daily average for the previous 6 months, and the 1-year CMT is the daily average for the previous 12-months.

Detail of Security Holdings As of October 31, 2015

Settlement Date	Security Description	Coupon	Maturity Date	Par Value	Purchase Price	Book Value	Market Price	Market Value	Days to Maturity	Yield to Maturity
10/16/15	FNMA	1.125	10/19/18	5,000,000	100.550	5,027,500	100.10	5,005,150	1084	0.939
01/30/13	FNMA	1.030	01/30/18	3,500,000	99.990	3,499,650	100.20	3,507,105	822	1.032
06/13/13	FHLB	0.375	06/24/16	5,000,000	99.023	4,951,150	99.97	4,998,550	237	0.701
10/10/13	FHLMC	0.875	10/14/16	9,000,000	100.180	9,027,400	100.36	9,032,490	349	0.814
12/10/13	FHLB	0.625	12/28/16	5,000,000	99.816	4,990,800	100.09	5,004,500	424	0.438
08/07/14	FHLB	0.500	09/28/16	8,300,000	99.696	8,277,375	100.06	8,304,980	333	0.653
09/08/14	FNMA	1.000	09/27/17	10,000,000	99.722	9,972,200	100.39	10,038,900	697	1.093
Agency Total				45,800,000		45,746,075		45,891,675	535	0.823
07/02/15	East West Bk CD	0.600	07/02/16	10,254,137	100.000	10,254,137	100.00	10,254,137	245	0.600
10/21/15	East West Bk CD	0.400	04/25/16	5,000,611	100.000	5,000,611	100.00	5,000,611	177	0.400
Collateralized CDs Total				15,254,748		15,254,748		15,254,748	223	0.534

Detail of Security Holdings As of October 31, 2015

Settlement Date	Security Description	Coupon	Maturity Date	Par Value	Purchase Price	Book Value	Market Price	Market Value	Days to Maturity	Yield to Maturity
09/11/14	US Bank CD	1.375	09/11/17	4,000,000	100.000	3,993,560	99.95	3,998,120	681	1.430
02/13/15	HSBC Bank CD	0.880	08/15/16	4,000,000	100.000	4,000,000	100.14	4,005,640	289	0.880
09/29/14	Toronto Dominion CD	0.900	09/29/16	5,000,000	100.000	5,000,000	100.00	5,000,000	334	0.900
04/10/15	CANADIAN IMP CD	1.010	04/06/17	5,000,000	100.000	5,000,000	100.00	5,000,000	523	1.010
04/27/15	RABOBANK CD	1.070	04/21/17	4,000,000	100.000	4,000,000	100.00	4,000,000	538	1.070
05/29/15	NORDEA BK CD	1.150	05/26/17	4,000,000	100.000	4,000,000	100.00	4,000,000	573	1.150
08/11/15	CREDIT SUISSE AG C/D 0.670	0.670	05/06/16	4,000,000	100.000	4,000,000	100.05	4,001,800	188	0.670
08/19/14	Goldman Sachs CD	0.900	08/12/16	4,000,000	100.000	4,000,000	100.00	4,000,000	286	0.900
Negotiable CDs Total				34,000,000		33,993,560		34,005,560	427	0.998
07/15/15	BNP PARIBAS FIN DC/P	0.570	04/08/16	4,000,000	99.576	3,983,027	99.79	3,991,400	160	0.572
Commercial Paper Total				4,000,000		3,983,027		3,991,400	160	0.572
05/12/15	APPLE INC NOTES	1.000	05/03/18	4,000,000	99.121	3,964,840	99.72	3,988,600	915	1.302
01/15/15	BERKSHIRE HATHAWAY	0.553	01/12/18	5,000,000	100.000	5,000,000	99.90	4,994,900	804	0.554
07/18/14	WELLS FARGO CO Notes	3.678	06/15/16	4,700,000	105.559	4,961,273	101.86	4,787,326	228	0.737
07/17/15	GECC MTN	1.625	04/02/18	4,950,000	105.364	4,968,018	100.47	4,973,414	884	1.487
11/19/14	CHEVRON CORP	1.345	11/15/17	5,000,000	100.199	5,009,950	100.36	5,017,950	746	1.345
09/14/15	AMERICAN EXPRESS MTN	1.800	07/31/18	2,980,000	99.759	2,972,818	100.23	2,986,854	1004	1.886
11/01/13	COCA COLA CORP NOTE	0.750	11/01/16	800,000	100.080	799,080	100.14	801,112	367	0.789
Medium Term Notes				27,430,000		27,675,979		27,550,156	729	1.154

Detail of Security Holdings As of October 31, 2015

Settlement Date	Security Description	Coupon	Maturity Date	Par Value	Purchase Price	Book Value	Market Price	Market Value	Days to Maturity	Yield to Maturity
02/26/15	U.S. Treasury	0.750	02/28/18	10,145,000	99.203	10,050,669	99.70	10,114,261	851	1.015
02/24/14	U.S. Treasury	0.750	01/15/17	3,000,000	100.230	3,006,914	100.29	3,008,580	442	0.669
03/31/14	U.S. Treasury	1.000	03/31/17	6,000,000	100.175	6,013,594	100.57	6,034,140	517	0.940
04/01/15	U.S. Treasury	0.750	03/31/18	16,050,000	99.477	15,965,988	99.64	15,992,381	882	0.927
03/05/14	U.S. Treasury	1.000	08/31/16	2,890,000	101.203	2,924,770	100.47	2,903,583	305	0.512
12/30/14	U.S. Treasury	0.750	12/31/17	6,600,000	98.730	6,528,242	99.84	6,589,506	792	1.182
06/18/14	U.S. Treasury	0.875	01/31/17	5,000,000	100.199	5,009,961	100.44	5,022,200	458	0.798
06/10/15	U.S. Treasury	1.000	05/31/18	15,000,000	99.762	14,964,258	100.10	15,015,300	943	1.082
06/18/14	U.S. Treasury	0.875	06/15/17	3,500,000	99.967	3,488,516	100.36	3,512,670	593	0.987
Government Total				68,185,000		67,952,912		68,192,620	759	0.964
East West Bank				103,819	100.000	103,819	100.00	103,819	1	0.350
East West Bank				26,615,018	100.000	26,615,018	100.00	26,615,018	1	0.350
Wells Fargo Bank				4,055,055	100.000	4,055,055	100.00	4,055,055	1	0.150
US Bank General Acct				16,662,471	100.000	16,662,471	100.00	16,662,471	1	0.000
Torrey Pines Bank				5,053,074	100.000	5,053,074	100.00	5,053,074	1	0.400
Bank Demand Deposits				52,489,438		52,489,438		52,489,438	1	0.228
DREYFUS GOVT INVEST				165,878	100.000	165,878	100.00	165,878	1	0.000
Money Market Fund				165,878		165,878		165,878	1	0.000
Local Agency Invstmnt Fd				47,670,790	100.000	47,670,790	100.02	47,681,874	1	0.357
San Diego County Inv Pool				48,944,785	100.000	48,944,785	99.41	48,655,510	1	0.600
CalTrust				15,100,379	100.000	15,100,379	100.00	15,100,379	1	0.500
Grand Total				\$ 359,041,017	100.06	\$ 358,977,570	100.00	\$ 358,979,236	320	0.684

Portfolio Investment Transactions

From October 1st, 2015 - October 31st, 2015

Settle Date	Security Description	Security Type	CUSIP	Coupon	Mature Date	Call Date	Unit Price	Amount
PURCHASES								
10/16/15	FNMA NTS	AGCY	3135G0E58	1.125	10/19/18	--	100.550	\$ 5,034,531
10/27/15	East West Bank CD	CD	--	0.400	04/25/16	--	100.000	5,000,611
								\$ 10,035,142
CALLS								
01/16/13	FHLMC	AGCY CALL	3134G33M0	1050	01/16/18	10/16/15	100.040	\$ 3,001,170
								\$ 3,001,170
MATURITIES								
10/21/14	East West Bank CD	CD	--	0.500	10/21/15	--	100.000	10,050,794
								\$ 10,050,794
WITHDRAWALS / SALES / TRANSFERS								
03/08/14	US TREAS NTS	US TREAS NTS	912828RF9	1000	08/31/16	--	100.594	\$ 2,014,402
								\$ 2,014,402

Bond Proceeds Summary

SUMMARY OF 2010, 2013 & 2014 BOND PROCEEDS*

As of: October 31, 2015


(in thousands)

	Series 2010		Series 2013		Series 2014		Total	Yield	Rating	
<u>Project Fund</u>										
LAIF	\$	-	\$	-	\$	31,257	\$	31,257	0.36%	N/R
SDCIP		-		33,721		43,523		77,244	0.60%	AAAf
	\$	-	\$	33,721	\$	74,780	\$	108,501		
<u>Capitalized Interest</u>										
SDCIP	\$	-		17		8,255	\$	8,272	0.60%	AAAf
	\$	-	\$	17	\$	8,255	\$	8,272		
<u>Debt Service Reserve & Coverage Funds</u>										
SDCIP	\$	30,084	\$	33,115	\$	28,523	\$	91,722	0.60%	AAAf
East West Bank CD		20,812		-		-		20,812	0.75%	N/R
	\$	50,896	\$	33,115	\$	28,523	\$	112,534		
	\$	50,896	\$	66,853	\$	111,558	\$	229,307	0.58%	
*Bond proceeds are not included in deposit limits as applied to operating funds										

Bond Proceeds Investment Transactions

From October 1st, 2015 - October 31st, 2015

Settle Date	Description	Security Type	CUSIP	Coupon	Mature Date	Call Date	Unit Price	Amount
PURCHASES								
							\$	-
CALLS								
							\$	-
MATURITIES								
							\$	-
DEPOSITS								
							\$	-
WITHDRAWALS / SALES								
10/29/2015	SDCIP (2013 Bonds)	SDCIP		0.60	--		1.000 \$	5,012,967
							\$	5,012,967



Questions ?



Revised 12/3/15

SAN DIEGO COUNTY
REGIONAL AIRPORT AUTHORITY
EXECUTIVE COMMITTEE

**Item No.
4**

Meeting Date: **DECEMBER 7, 2015**

Subject:

Pre-Approval of Travel Requests and Approval of Business and Travel Expense Reimbursement Requests for Board Members, the President/CEO, the Chief Auditor and General Counsel

Recommendation:

Pre-approve Travel Requests and approve Business and Travel Expense Reimbursement Requests.

Background/Justification:

Authority Policies 3.30 (2)(b) and (4)(b) require that business expenses reimbursements of Board Members, the President/CEO, the Chief Auditor and the General Counsel be approved by the Executive Committee and presented to the Board for its information at its next regularly scheduled meeting.

Authority Policy 3.40 (2)(b) and (3)(b) require that travel expense reimbursements of Board Members, the President/CEO, the Chief Auditor and the General Counsel be approved by the Executive Committee and presented to the Board for its information at its next regularly scheduled meeting.

The attached reports are being presented to comply with the requirements of Policies 3.30 and 3.40.

Fiscal Impact:

Funds for Business and Travel expenses are included in the FY 2015-2016 Budget.

Environmental Review:

- A. This Board action is not a project that would have a significant effect on the environment as defined by the California Environmental Quality Act (CEQA), as amended. 14 Cal. Code Regs. §15378. This Board action is not a "project" subject to CEQA. Cal. Pub. Res. Code §21065.
- B. California Coastal Act Review: This Board action is not a "development" as defined by the California Coastal Act. Cal. Pub. Res. Code §30106.

Application of Inclusionary Policies:

Not applicable

Prepared by:

TONY R. RUSSELL
DIRECTOR, CORPORATE & INFORMATION GOVERNANCE/AUTHORITY CLERK

TRAVEL REQUESTS

THELLA F. BOWENS

SAN DIEGO COUNTY REGIONAL AIRPORT AUTHORITY
OUT-OF-TOWN TRAVEL REQUEST

GENERAL INSTRUCTIONS:

- A. All travel requests must conform to applicable provisions of Policies 3.30 and 3.40.
B. Personnel traveling at Authority expense shall, consistent with the provisions of Policies 3.30 and 3.40, use the most economical means available to affect the travel.

1. TRAVELER:

Travelers Name: Thella Bowens Dept: 6
Position: ☐ Board Member ☒ President/CEO ☐ Gen. Counsel ☐ Chief Auditor
☐ All other Authority employees (does not require executive committee administrator approval)

2. DATE OF REQUEST: 11/16/16 PLANNED DATE OF DEPARTURE/RETURN: 3/5/16 / 3/9/16

3. DESTINATIONS/PURPOSE (Provide detailed explanation as to the purpose of the trip— continue on extra sheets of paper as necessary):

Destination: Dallas, TX

Purpose: Attend 2016 Airport Revenue News Conference

Explanation: _____

4. PROJECTED OUT-OF-TOWN TRAVEL EXPENSES

A. TRANSPORTATION COSTS:

• AIRFARE \$ 500.00
• OTHER TRANSPORTATION (Taxi, Train, Car Rental) \$ 100.00

B. LODGING \$ 876.00

C. MEALS \$ 300.00

D. SEMINAR AND CONFERENCE FEES \$ 400.00

E. ENTERTAINMENT (If applicable) \$

F. OTHER INCIDENTAL EXPENSES \$ 50.00

TOTAL PROJECTED TRAVEL EXPENSE \$ 2226.00

CERTIFICATION BY TRAVELER By my signature below, I certify that the above listed out-of-town travel and associated expenses conform to the Authority's Policies 3.30 and 3.40 and are reasonable and directly related to the Authority's business.

Travelers Signature: Thella Bowens Date: 25 Nov 2016

CERTIFICATION BY ADMINISTRATOR (Where Administrator is the Executive Committee, the Authority Clerk's signature is required).

By my signature below, I certify the following:

1. I have conscientiously reviewed the above out-of-town travel request and the details provided on the reverse.
2. The concerned out-of-town travel and all identified expenses are necessary for the advancement of the Authority's business and reasonable in comparison to the anticipated benefit to the Authority.
3. The concerned out-of-town travel and all identified expenses conform to the requirements and intent of Authority's Policies 3.30 and 3.40.

Administrator's Signature: _____ Date: _____

AUTHORITY CLERK CERTIFICATION ON BEHALF OF EXECUTIVE COMMITTEE

I, _____, hereby certify that this document was approved
(Please leave blank. Whoever clerk's the meeting will insert their name and title.)

by the Executive Committee at its _____ meeting.
(Leave blank and we will insert the meeting date.)

**SAN DIEGO COUNTY REGIONAL AIRPORT AUTHORITY
OUT-OF-TOWN TRAVEL REQUEST**

GENERAL INSTRUCTIONS:

- A. All travel requests must conform to applicable provisions of Policies 3.30 and 3.40.
- B. Personnel traveling at Authority expense shall, consistent with the provisions of Policies 3.30 and 3.40, use the most economical means available to affect the travel.

1. TRAVELER:

Travelers Name: Thella F. Bowens Dept: Exec Office BU6
Position: ☐ Board Member ☒ President/CEO ☐ Gen. Counsel ☐ Chief Auditor
☐ All other Authority employees (does not require executive committee administrator approval)

2. DATE OF REQUEST: 11/13/15 PLANNED DATE OF DEPARTURE/RETURN: 3/12/16 / 3/16/16

3. DESTINATIONS/PURPOSE (Provide detailed explanation as to the purpose of the trip-- continue on extra sheets of paper as necessary):

Destination: Cologne, Germany

Purpose: Attend 2016 Passenger Terminal Expo;
Speaking on Panel Re: Integration of Sustainability
Into San Diego's Airport Master Plan

Explanation: _____

4. PROJECTED OUT-OF-TOWN TRAVEL EXPENSES

A. TRANSPORTATION COSTS:

- AIRFARE \$ 9,100.00
- OTHER TRANSPORTATION (Taxi, Train, Car Rental) \$ 200.00

B. LODGING

\$ 500.00

C. MEALS

\$ 400.00

D. SEMINAR AND CONFERENCE FEES

\$ _____

E. ENTERTAINMENT (If applicable)

\$ _____

F. OTHER INCIDENTAL EXPENSES

\$ 100.00

TOTAL PROJECTED TRAVEL EXPENSE

\$ 10,300.00

CERTIFICATION BY TRAVELER By my signature below, I certify that the above listed out-of-town travel and associated expenses conform to the Authority's Policies 3.30 and 3.40 and are reasonable and directly related to the Authority's business.

Travelers Signature: Thella F. Bowens

Date: 30 NOVEMBER 2015

CERTIFICATION BY ADMINISTRATOR (Where Administrator is the Executive Committee, the Authority Clerk's signature is required).

By my signature below, I certify the following:

- 1. I have conscientiously reviewed the above out-of-town travel request and the details provided on the reverse.
- 2. The concerned out-of-town travel and all identified expenses are necessary for the advancement of the Authority's business and reasonable in comparison to the anticipated benefit to the Authority.
- 3. The concerned out-of-town travel and all identified expenses conform to the requirements and intent of Authority's Policies 3.30 and 3.40.

Administrator's Signature: _____ Date: _____

AUTHORITY CLERK CERTIFICATION ON BEHALF OF EXECUTIVE COMMITTEE

I, _____, hereby certify that this document was approved
(Please leave blank. Whoever clerk's the meeting will insert their name and title.)
by the Executive Committee at its _____ meeting.
(Leave blank and we will insert the meeting date.)

BRETON LOBNER

**SAN DIEGO COUNTY REGIONAL AIRPORT AUTHORITY
OUT-OF-TOWN TRAVEL REQUEST**

GENERAL INSTRUCTIONS:

- A. All travel requests must conform to applicable provisions of Policies 3.30 and 3.40.
- B. Personnel traveling at Authority expense shall, consistent with the provisions of Policies 3.30 and 3.40, use the most economical means available to affect the travel.

1. TRAVELER:

Travelers Name: Breton K. Lobner Dept: 15

Position: ☐ Board Member ☐ President/CEO ☒ Gen. Counsel ☐ Chief Auditor

☒ All other Authority employees (does not require executive committee administrator approval)

2. DATE OF REQUEST: 12/02/15 PLANNED DATE OF DEPARTURE/RETURN: 01/28/2016 / 01/30/2016

3. DESTINATIONS/PURPOSE (Provide detailed explanation as to the purpose of the trip— continue on extra sheets of paper as necessary):

Destination: Miami, FL

Purpose: ACI-Steering Committee Meeting

Explanation: ACI Committee Meeting

4. PROJECTED OUT-OF-TOWN TRAVEL EXPENSES

A. TRANSPORTATION COSTS:

- AIRFARE

\$ 401.00

- OTHER TRANSPORTATION (Taxi, Train, Car Rental)

\$ 0.00

B. LODGING

\$ 0.00

C. MEALS

\$ 250.00

D. SEMINAR AND CONFERENCE FEES

\$ 0.00

E. ENTERTAINMENT (If applicable)

\$ 0

F. OTHER INCIDENTAL EXPENSES

\$ 0

TOTAL PROJECTED TRAVEL EXPENSE

\$

CERTIFICATION BY TRAVELER By my signature below, I certify that the above listed out-of-town travel and associated expenses conform to the Authority's Policies 3.30 and 3.40 and are reasonable and directly related to the Authority's business.

Travelers Signature: Breton K. Lobner Date: 12-2-15

CERTIFICATION BY ADMINISTRATOR (Where Administrator is the Executive Committee, the Authority Clerk's signature is required).

By my signature below, I certify the following:

1. I have conscientiously reviewed the above out-of-town travel request and the details provided on the reverse.
2. The concerned out-of-town travel and all identified expenses are necessary for the advancement of the Authority's business and reasonable in comparison to the anticipated benefit to the Authority.
3. The concerned out-of-town travel and all identified expenses conform to the requirements and intent of Authority's Policies 3.30 and 3.40.

Administrator's Signature: _____ Date: _____

AUTHORITY CLERK CERTIFICATION ON BEHALF OF EXECUTIVE COMMITTEE

I, _____, hereby certify that this document was approved
(Please leave blank. Whoever clerk's the meeting will insert their name and title.)

by the Executive Committee at its _____ meeting.

(Leave blank and we will insert the meeting date.)

EXPENSE REPORT

THELLA F. BOWENS

SAN DIEGO COUNTY REGIONAL AIRPORT AUTHORITY

TRAVEL EXPENSE REPORT

(To be completed within 30 days from travel return date)

TRAVELER: Thella F. Bowens DEPT. NAME & NO. Executive Office/BU 6
 DEPARTURE DATE: 11/7/2015 RETURN DATE: 11/13/2015 REPORT DUE: 12/13/15
 DESTINATION: Kyoto, Japan

Please refer to the Authority Travel and Lodging Expense Reimbursement Policy, Article 3, Part 3.4, Section 3.40, outlining appropriate reimbursable expenses and approvals. Please attach all required supporting documentation. All receipts must be detailed, (credit card receipts do not provide sufficient detail). Any special items should be explained in the space provided below.

		Authority Expenses (Prepaid by Authority)	Employee Expenses							TOTALS
			SUNDAY 11/8/15	MONDAY 11/9/15	TUESDAY 11/10/15	WEDNESDAY 11/11/15	THURSDAY 11/12/15	FRIDAY 11/13/15	SATURDAY	
Air Fare, Railroad, Bus (attach copy of itinerary w/charges)		\$3,925.40								0.00
Conference Fees (provide copy of flyer/registration expenses)										0.00
Rental Car*										0.00
Gas and Oil*										0.00
Garage/Parking*										0.00
Mileage - attach mileage form*										0.00
Taxi and/or Shuttle Fare (include tips pd.)*				41.77			36.50			78.27
Hotel*			185.24	185.24	185.24	185.27	342.32			1,083.31
Telephone, Internet and Fax*										0.00
Laundry*										0.00
Tips - separately paid (maids, bellhop, other hotel svcs.)										0.00
Meals (include tips pd.)	Breakfast*									0.00
	Lunch*			24.69			34.92			59.61
	Dinner*						65.22			65.22
	Other Meals*									0.00
Alcohol is a non-reimbursable expense										
Hospitality ¹ *										0.00
Miscellaneous:										0.00
										0.00
*Provide detailed receipts										0.00
Total Expenses prepaid by Authority		3,925.40	185.24	251.70	185.24	185.27	478.98	0.00	0.00	1,286.41

Explanation: <div style="border: 1px solid black; padding: 5px; margin-top: 10px;"> ¹ Give names and business affiliations of any persons whose meals were paid by traveler. ² Prepare Check Request ³ Attach personal check payable to SDCRAA </div>	Total Expenses Prepaid by Authority	3,925.40
	Total Expenses Incurred by Employee (including cash advances)	1,286.41
	Grand Trip Total	5,211.81
	Less Cash Advance (attach copy of Authority ck)	
	Less Expenses Prepaid by Authority	3,925.40
	Due Traveler (positive amount)²	
Due Authority (negative amount)³	1,286.41	
Note: Send this report to Accounting even if the amount is \$0.		

I as traveler or administrator acknowledge that I have read, understand and agree to Authority policies 3.40 - Travel and Lodging Expense Reimbursement Policy⁴ and 3.30 - Business Expense Reimbursement Policy⁵ and that any purchases/claims that are not allowed will be my responsibility. I further certify that this report of travel expenses were incurred in connection with official Authority business and is true and correct.

Prepared By: Kim Ayers Ext.: 2447
 Traveler Signature: Thella F. Bowens Date: 11/30/15
 Approved By: _____ Date: _____

AUTHORITY CLERK CERTIFICATION ON BEHALF OF EXECUTIVE COMMITTEE (To be certified if used by President/CEO, Gen. Counsel, or Chief Auditor)

I, _____ hereby certify that this document was approved by the Executive Committee at its _____ meeting.
 (Please leave blank. Whoever clerk's the meeting will insert their name and title.)
 (Leave blank and we will insert the meeting date.)

Failure to attach required documentation will result in the delay of processing reimbursement. If you have any questions, please see your department Administrative Assistant or call Accounting at ext. 2806.

RECEIPTS FROM TRAVEL TO KYOTO, JAPAN
NOVEMBER 7-13, 2015 - THELLA F. BOWENS

11/9/15

領収証

毎度ご乗車ありがとうございます。
車両番号 5668号
2015年11月09日

乗車料金
¥3500円

上記の通り正に領収致しました。

(個人)きりんタクシー
別紙目録参照
旅行 観光、空港送迎の予約は
TEL 075-605-6618
携帯 090-8679-5704

TAXI
CASH
\$30.78

- Details of transaction -

CASH
RATE

No. 000747
2015/11/09 Mon 10:03:54
GRAND_PRINCE_HOTEL_KYOTO

Inserted Currency
USD : 280
Rate : ¥113.71
Equivalent : ¥32,976

Withdrawal Amount
JPY : ¥32,976

The total is rounded up to the nearest yen

Thank you very much.
Have a nice stay in Japan!

JTB

糖朝
Takashimaya KYOTO
京都

TEL 075-221-8811.
領収証

POS 01 2015年11月09日 13:58
担当者 1 取引#11540
1名

伝票No. 000571
なすと牛肉のXO醤炒め ¥1,800
五目炒飯 ¥1,000

外税商品計 ¥2,800
商品計 ¥2,800

飲食計 ¥2,800

消費税対象額 ¥2,800
消費税等 ¥208

合 計
¥2,808

お預金額 ¥10,000
お釣り ¥7,192

テーブルNo. 21
担当 2

LUNCH

CASH
\$24.69

領収証

TAXI
\$10.99
CASH

毎度ご乗車ありがとうございます。

車両番号 0号

2015年11月09日

乗車料金
¥1250円

上記の通り正に領収致しました。

(個人)内村タクシー
携帯 090-8828-4970

RECEIPT

Grand Prince Hotel Kyoto

Takaraga-ike Sakyo-ku
Kyoto 606-8505 Japan
Phone: 81-75-712-1111 Fax: 81-75-712-7677
www.princehotels.co.jp/kyoto-e

GUEST MR. / MS. Thella F. Bowens

ROOM No. 431 PSN 1
ARRIVAL Nov. 08. '15 DEPARTURE Nov. 12. '15


DATE	ROOM No.	EXPLANATION	PSN	ROOM	OTHERS	CREDITS
11/08	431	ROOM PACKAGE	1	22,680	\$185.24	
11/09		ROOM PACKAGE	1	22,680	\$185.24	
11/10		ROOM PACKAGE	1	22,680	\$185.24	
11/11		ROOM PACKAGE	1	22,680	\$185.27	

\$740.99 U.S.

INFLUX
[クレジット売上票] G
加盟店名 MERCHANT
075-712-1111
端末番号 TERM No. 49816-560-42553
ご利用日 DATE 15/11/12 08:57:38
伝票番号 SLIP No. 02470
会員番号 XXXXXXXXX (0)
ACCT No.
承認番号 APP CODE 000013
取引内容 支払区分 取扱区分
売上 一括 110
カード会社 有効期限
CARD CO. EXPI. DATE
AMEX CARD XX/XX
金額 AMOUNT ¥90,720
合計金額 ¥90,720
BOWENS, THELLA F.
ご利用ありがとうございました
またの来店お待ちしております
A000000025010801
8844551 000 A00021
市場: 係員:
SALES COUNTER CLERK
お客様控え
CUSTOMERS COPY

SIGNATURE

DEBIT TOTAL ¥90,720 AMOUNT DUE ¥90,720



Thank you for your patronage. We are looking forward to the pleasure of serving you again.
As individual bills have already been given to the guest(s). They are not available for attachment hereto.

BILL NO. 111201208325 C 1 1 01 ALBA
15/11/12 08:56 4824



Transaction Details Prepared for
Thelma F. BOWENS
Account Number
XXXX-XXXXXX

DATE	DESCRIPTION	AMOUNT
NOV12 2015	GRAND PRINCE HOTEL K* JP	\$740.99
Doing business as: GRAND PRINCE HOTEL KYOTO gÔcnD gÔcnÇ ÆgÔch J(fæbb) SAKYO 606-8505 JAPAN Foreign Spend Amount: 60,720 Japanese Yen Additional Information: LODGING Reference: 320163200624663375 Category: Travel - Lodging		
RATE = ¥ 122.43		

RECEIPT

GUEST MS BOWENS THELLA

ザ・プリンス さくらタワー東京

〒108-8612 東京都港区高輪3-13-1
TEL: 03-5798-1111 FAX: 03-5798-1122
www.princehotels.co.jp/takanawa-area

The Prince Sakura Tower Tokyo
3-13-1, Takanawa, Minato-ku, Tokyo, 108-8612, Japan

ROOM No. 4922 PSN 1
ARRIVAL Nov. 12, '15 DEPARTURE Nov. 13, '15

DATE	ROOM No.	EXPLANATION	PSN	ROOM	OTHERS	CREDITS
11/12	4922	PACKAGE PLAN ACCOMMODATION TAX CILIEGIO - LUNCH - Receipt Att.	1	41,710 200	\$342.32 4,276	\$34.92

TOTAL = \$377.24

IN-FOX
[クレジット売上票] G

加盟店名 MERCHANT
ザ・プリンスさくらタワー東京
03-5798-1111

端末番号 TERM No. 49815-560-42654
ご利用日 DATE 15/11/13 11:25:32
伝票番号 SLIP No. 09142
会員番号 XXXXXXXXXXXX
TAGET No. XXXXXXXXXXXX
承認番号 APP. CODE 000053

取引内容	支払区分	取扱区分
売上	一括	110

カード会社 有効期限
AMEX CARD XX/XX

金額 AMOUNT ¥46,186
合計金額 ¥46,186

BOWENS THELLA
ご利用ありがとうございました。
またのご来店お待ちしております。
A000000025010807
S919086 C00 A00023

売場: 係員:
SALES COUNTER CLERK

お客様控え
CUSTOMERS COPY

クレジットカードで支払った
PAYABLE BY CREDIT CARD
()

41,910	4,276	0
DEBIT TOTAL	¥46,186	AMOUNT DUE ¥46,186

SIGNATURE

印
紙
税
申
告
書
に
つ
き
お
し
る
印
を
貼
る

Thank you for your patronage. We are looking forward to the pleasure of serving you again.
As individual bills have already been given to the guest(s). They are not available for attachment hereto.

BILL NO. 111366104832 P 1 1 66 A AL
15/11/13 11:24 2414

RECEIPTS FROM TRAVEL TO KYOTO, JAPAN
NOVEMBER 7-13, 2015 - THELLA F. BOWENS

11/12/15

領収書
現・チ・ク・割引 No.1940
日付 '15年11月12日
車番 100250 00
基本運賃 ¥4150円
合計 ¥4150円

上記の通り領収致しました
毎度ご乗車ありがとうございます。

（有）無限サービスタクシー

東京都板橋区西台2-17-25

TEL 03-3937-7000

ご要望は

東京タクシーセンター

TEL 03-3648-0300

TAXI

CASH

\$36.50



ザ・プリンス さくらタワー東京
東京都港区高輪3-13-1
TEL. (03) 6798-1111
<http://www.princehotels.co.jp>

2015/11/12 14:34 人数 1 テーブルNO. 00025

農園サラダ	1	1,030
魚と野菜のグリル香草風味	1	2,460
Ice Tea	1	840

小計	4,320
宿泊割引	432
サービス料	388

(内消費税)	振替	0
316	合計	4,276

宿泊掛	4,276
-----	-------

ル-No. 04922-0
付込区分 0

64 チリエーゾ

Posting No. 000032 ~ 000032
Chits No. 145460 ~ 145460

LUNCH - on Hotel Bill
\$34.92

Transaction Details Prepared for
Thella F Sowens
Account Number
XXXX-XXXXXX

DATE	DESCRIPTION	AMOUNT
NOV13 2015	THE PRINCE SAKURA TO* JP	\$877.24
Doing business as: THE PRINCE SAKURA TOWER hogô on venh jfoa 3-13-1 TAKANAWA 108-8812 JAPAN Foreign Spend Amount: 48,186 Japanese Yen Additional Information: LODGING Reference: 320153200524683376 Category: Travel - Lodging		
RATE ¥ 122.43 = \$1.00		

RECEIPTS FROM TRAVEL TO KYOTO, JAPAN
NOVEMBER 7-13, 2015 - THELLA F. BOWENS

11/12/15

CREDIT CARD

DINNER

\$65.22

領 収 書

2015 年 11 月 12 日

様

金額

¥8,000- (消費税等を含む)

但しご飲食料として

T.Y. HARBOR BREWERY

Phone : 03-5479-4555
Facsimile: 03-5479-1636

印紙税申告納

付につき品川

税務署承認済

(内、現金税抜き分: ¥0)
株式会社 タイソonzアンドカンパニー
東京都品川区東品川二丁目1番6号
RC:0000000039964 SEQ:100825正



INFOX
[クレジットカード売上票]

加盟店名 MERCHANT
T.Y. HARBOR BREWERY
03-5479-4555

端末番号 77334-550-70360
利用日 DATE 15/11/12 22:03:13
店番号 06065
会員番号 XXXXXXXXXXXX (10)
ACC. NO. 000001
取引内容 支払区分 取扱区分
売上 110
カード会社 有効期限
CARD CO. EXPI. DATE
JCB GROUP XX/XX

金額 AMOUNT
合計金額 ¥8,000

BOWENS THELLA F
ご利用ありがとうございました
またのご来店お待ちしております
8778740-000 AC0022
SALES COUNTRY OLIER
お客様控え
CUSTOMERS COPY



Transaction Details Prepared for
Thella F Bowers
Account Number
XXXX-XXXXXX

DATE	DESCRIPTION	AMOUNT
NOV122015	TY HARBOR BREWERY TOKYO	\$86.22
Doing business as: TY HARBOR BREWERY HEERA PANNA 134,HEERA PANNA SHOPPING CENTRE HAJI ALI SHINAGAWA-KU 400026 JAPAN Foreign Spend Amount: 8,000 Japanese Yen Additional Information: RESTAURANT Reference: 320153190496774097 Category: Restaurant - Restaurant		

SAN DIEGO COUNTY REGIONAL AIRPORT AUTHORITY
OUT-OF-TOWN TRAVEL REQUEST

GENERAL INSTRUCTIONS:

- A. All travel requests must conform to applicable provisions of Policies 3.30 and 3.40.
B. Personnel traveling at Authority expense shall, consistent with the provisions of Policies 3.30 and 3.40, use the most economical means available to affect the travel.

1. TRAVELER:

Travelers Name: Thella F. Bowens Dept: Exec Office BU6
Position: ☐ Board Member ☒ President/CEO ☐ Gen. Counsel ☐ Chief Auditor
☐ All other Authority employees (does not require executive committee administrator approval)

2. DATE OF REQUEST: 8/26/15 PLANNED DATE OF DEPARTURE/RETURN: 11/7/15 / 11/13/15

3. DESTINATIONS/PURPOSE (Provide detailed explanation as to the purpose of the trip— continue on extra sheets of paper as necessary):

Destination: Tokyo, Japan Purpose: Meeting with Japan Airlines and Attend Inamori Foundation Events
Explanation: _____

4. PROJECTED OUT-OF-TOWN TRAVEL EXPENSES

A. TRANSPORTATION COSTS:

• AIRFARE \$ 5,000.00
• OTHER TRANSPORTATION (Taxi, Train, Car Rental) \$ 200.00

B. LODGING

\$ 1500.00

C. MEALS

\$ 400.00

D. SEMINAR AND CONFERENCE FEES

\$ _____

E. ENTERTAINMENT (If applicable)

\$ _____

F. OTHER INCIDENTAL EXPENSES

\$ 100.00

TOTAL PROJECTED TRAVEL EXPENSE

\$ 7200.00

CERTIFICATION BY TRAVELER By my signature below, I certify that the above listed out-of-town travel and associated expenses conform to the Authority's Policies 3.30 and 3.40 and are reasonable and directly related to the Authority's business.

Travelers Signature: Thella F. Bowens Date: 26 Aug 2015

CERTIFICATION BY ADMINISTRATOR (Where Administrator is the Executive Committee, the Authority Clerk's signature is required).

By my signature below, I certify the following:

1. I have conscientiously reviewed the above out-of-town travel request and the details provided on the reverse.
2. The concerned out-of-town travel and all identified expenses are necessary for the advancement of the Authority's business and reasonable in comparison to the anticipated benefit to the Authority.
3. The concerned out-of-town travel and all identified expenses conform to the requirements and intent of Authority's Policies 3.30 and 3.40.

Administrator's Signature: _____ Date: _____

AUTHORITY CLERK CERTIFICATION ON BEHALF OF EXECUTIVE COMMITTEE

I, Lorraine Bennett, Asst. Authority Clerk II, hereby certify that this document was approved
(Please leave blank. Whoever clerk's the meeting will insert their name and title.)
by the Executive Committee at its September 8, 2015 meeting.
(Leave blank and we will insert the meeting date.)



Traveltrust Corporation
374 North Coast Hwy 101, Suite F
Encinitas, CA 92024
Phone: (760) 635-1700

ADD TO OUTLOOK

Friday, 20 OCT 2015 05:38 PM EDT

Passengers: THELLA BOWENS (06)

Agency Reference Number: RCSVDR

Click here to view your current Itinerary or ETicket receipt on-line: tripcase.com

Japan Airlines Confirmation HZE6K3

Please review your Itinerary and report any discrepancies to Traveltrust within 24hrs of receipt
Be sure to visit www.traveltrust.com for additional travel information

FOR TRAVEL TO JAPAN A US CITIZEN
MUST HAVE A VALID PASSPORT
FOR TRAVEL TO JAPAN A US CITIZEN
MUST HAVE A VALID PASSPORT

YOU CANNOT TRAVEL OUT OF THE UNITED STATES IF YOUR US
PASSPORT EXPIRES WITHIN 6 MONTHS OF YOUR DEPARTURE DATE
YOUR INTERNATIONAL TRAVEL MAY REQUIRE VACCINATIONS
PLEASE CHECK WWW.CDC.GOV FOR LATEST REQUIREMENTS

CERTAIN FARES MAY REQUIRE REISSUANCE AT TIME OF
CANCELLATION. PLEASE CONTACT THE AIRLINE OR TRAVELTRUST

FOR TRAVEL TO JAPAN A US CITIZEN
MUST HAVE A VALID PASSPORT
FOR TRAVEL TO JAPAN A US CITIZEN
MUST HAVE A VALID PASSPORT

YOU CANNOT TRAVEL OUT OF THE UNITED STATES IF YOUR US
PASSPORT EXPIRES WITHIN 6 MONTHS OF YOUR DEPARTURE DATE
YOUR INTERNATIONAL TRAVEL MAY REQUIRE VACCINATIONS
PLEASE CHECK WWW.CDC.GOV FOR LATEST REQUIREMENTS

CERTAIN FARES MAY REQUIRE REISSUANCE AT TIME OF
CANCELLATION. PLEASE CONTACT THE AIRLINE OR TRAVELTRUST

AIR

Saturday, 7 NOV 2015

Japan Airlines

From: San Diego CA, USA

To: Tokyo Narita, Japan

Stops: Nonstop

Seats: 07G

Equipment: 788/AIR

DEPARTS SAN TERMINAL 2 - ARRIVES NRT TERMINAL 2

Frequent Flyer Number: [REDACTED]

AISLE SEAT CONFIRMED

Japan Airlines Confirmation number is HZE6K3

Flight Number: 0065

Depart: 11:50 AM

Arrive: 04:50 PM 8NOV




Duration: 12 hour(s) 0 minute(s)

Status: CONFIRMED

MEAL: MEALS - MEALS

Class: X-Business Class

Miles: 5554 / 8886 KM

AIR	Sunday, 8 NOV 2015		
	Japan Airlines From: Tokyo Narita, Japan To: Osaka Itami, Japan Stops: Nonstop Seats: 11H Equipment: Boeing 777 Jet DEPARTS NRT TERMINAL 2 Frequent Flyer Number: [REDACTED] aisle SEAT CONFIRMED Japan Airlines Confirmation number is HZE6K3	Flight Number: 3007 Depart: 06:25 PM Arrive: 07:55 PM Duration: 1 hour(s) 30 minute(s) Status: CONFIRMED	Class: J-Business Miles: 280 / 448 KM
AIR	Thursday, 12 NOV 2015		
	Japan Airlines From: Osaka Itami, Japan To: Tokyo Haneda, Japan Stops: Nonstop Seats: 03D Equipment: Boeing 767 Jet ARRIVES HND DOMESTIC TERMINAL 1 Frequent Flyer Number: [REDACTED] aisle SEAT CONFIRMED Japan Airlines Confirmation number is HZE6K3	Flight Number: 0114 Depart: 11:30 AM Arrive: 12:35 PM Duration: 1 hour(s) 5 minute(s) Status: CONFIRMED	Class: J-Business Miles: 280 / 448 KM
AIR	Friday, 13 NOV 2015		
	Japan Airlines From: Tokyo Narita, Japan To: San Diego CA, USA Stops: Nonstop Seats: 03G Equipment: 788/AIR DEPARTS NRT TERMINAL 2 - ARRIVES SAN TERMINAL 2 Frequent Flyer Number: [REDACTED] aisle SEAT CONFIRMED Japan Airlines Confirmation number is HZE6K3	Flight Number: 0066 Depart: 05:05 PM Arrive: 10:05 AM Duration: 10 hour(s) 0 minute(s) Status: CONFIRMED MEAL: MEALS - MEALS	Class: X-Business Class Miles: 5554 / 8886 KM

THIS TICKET IS NON-REFUNDABLE AND MUST BE USED FOR THE FLIGHTS BOOKED. IF THE RESERVATION IS NOT USED OR CANCELLED BEFORE THE DEPARTURE OF YOUR FLIGHTS IT MAY HAVE NO VALUE. CONTACT TRAVELTRUST BEFORE YOUR OUTBOUND FLIGHT IF CHANGE IS NECESSARY.
JAPAN AIRLINES CONFIRMATION NUMBER - HZE6K3
FOR EMERGENCY SERVICE FROM UNITED STATES - 888-221-8043
FOR EMERGENCY SERVICE FROM JAPAN - 010-800-7373-7882

Ticket/Invoice Information

Ticket for: THELLA BOWENS
Date Issued: 10/2/2015 Invoice Nbr: 5357944
Ticket Nbr: JL7685480011 Electronic Tkt: Yes Amount: 3885.40
Base: 3600.00 US Tax: 35.40 USD XT Tax: 250.00 USD
Charged to: [REDACTED]

Service fee: THELLA BOWENS
Date issued: 10/2/2015

Document Nbr: XD0652887780

Amount: 40,00

Charged to: *****

Total Tickets: 3885,40

Total Fees: 40,00

Total Amount: 3925,40

Click here 24 hours in advance to obtain boarding passes:

[JAPAN AIRLINES](#)

Click here to review Baggage policies and guidelines:

[JAPAN AIRLINES](#)

TSA Guidance- a government issued photo id is needed for checkin.

Please allow minimum 3 hour check-in for International flights and 2 hours for Domestic.

For Additional security information visit www.tsa.gov.

Thank you for choosing Traveltrust!

Our Business Hours are 1am-5:30pm Pacific Monday - Friday,

Saturday from 9am-1pm Pacific.

For EMERGENCY AFTERHOURS assistance in the US, please call 888-221-0043 and use VIP Code SJE72.

You can also use the Direct Dial Number 682-233-1914 or the collect number 682-647-0061.

Each call is billable at a minimum \$25.00.

*In Honor of the Laureates of
the 2015 Kyoto Prize
Chairman Hiroo Imura and President Kazuo Inamori
of the Inamori Foundation
request the pleasure of your company
at the Prize Presentation Ceremony and Banquet
under the presence of
Her Imperial Highness Princess Takamado
on Tuesday, November 10, 2015
in Kyoto Japan*



BUSINESS EXPENSE

MARK BURCHYETT


SAN DIEGO COUNTY REGIONAL AIRPORT AUTHORITY

BUSINESS EXPENSE REIMBURSEMENT REPORT

November 2015

Period Covered

DATE	G/L Account	Description	AMOUNT
11/24/15	66280.120	Registration and materials for on-line course titled Ethics and Professional Conduct for Missouri CPAs (6 CPE hours) through Professional Education Services (PES) LP.	\$74.50
TOTAL			\$74.50

<p>I acknowledge that I have read, understand and agree to Authority *Policy 3.30 - Business Expense Reimbursement Policy and that any purchases that are not allowed will be my responsibility. I further certify that this report of business expenses were incurred in connection with official Authority business and is true and correct.</p> <p><u>* Policy 3.30</u></p> <div style="text-align: center;">  </div>	<p>APPROVED:</p>
<p>NAME Mark A. Burchyett, Chief Auditor</p> <p style="font-size: 1.5em; margin-left: 100px;">11/24/15</p>	<p>NAME</p>
<p>DATE</p>	<p>DATE</p>

[Print Invoice](#)

PES Order Confirmation - mypescope.com

Please print this page for your records.

CONFIRMATION #: 1448384122MB

DATE & TIME: 11/24/2015 8:56 AM PT

BILL TO:

Mark Burchvett

SHIP TO: Not Required

PAYMENT INFO:

Payment: One Time Credit Card Entry

Last 4 digits: xxxxxxxxxxxx

SHIPPING INFORMATION:

Not Required

ITEMS PURCHASED:

Qty: [1] 4430

PDF CPE

Ethics and Professional Conduct for Missouri CPAs (6 Hr) (CPE)

\$74.50

SUB-TOTAL: \$74.50

TOTAL: \$74.50

Thank you for choosing PES as your CPE provider!

Professional Education Services LP • 4208 Douglas Blvd, #50 • Granite Bay, CA 95746 USA

1-800-990-2731 • FAX (916) 791-4099 • customerservice@mypescope.com

Hours: Mon-Fri 5:30am-5pm, Sat 8am-4:30pm PT

www.mypescope.com



[Back to Shopping](#)



ITEM SKU: 4430

Ethics and Professional Conduct for Missouri CPAs (6 Hr) (CPE)
6 CPE Hours
Full Course Price: \$74.50

This course is designed to provide the CPA with an ethical framework that the CPA can use as a guide to sort through ethical dilemmas. It provides detailed guidance on the specific laws, rules, and regulations you will need in the future, including information specific to Missouri. **PLEASE NOTE: Not accepted for Enrolled Agents.** All course material provided. No prerequisites. Course level: Basic.

[View Missouri State Requirements](#)

[View Table of Contents](#)

[View Course Objectives](#)

Hard Copy

SHIPPED TO YOU: The hard copy version of our CPE courses contain course materials and an exam packet that will be shipped to the provided address. You can fax, mail or login to your mypescope.com account to submit your exam for certification.

PDF

ELECTRONIC DOWNLOAD: The PDF version of our CPE courses include course materials and an exam PDF that you download to your desktop. You study the downloaded material offline and then you can fax, mail or login to your mypescope.com account to submit your exam for certification.

Online

VIEW ON WEBSITE: The online version of our CPE courses is designed to view the course online page-by-page. Final exam questions appear at the end of each chapter viewed. After all chapters have been viewed, you submit your exam online for certification.

- Item SKU: 4430
- CPE Hours: 6
- Full Course Price: \$74.50
- Course Level: Basic
- NASBA Area of Study: Regulatory Ethics
- Questions: 30
- Not Acceptable for Enrolled Agents
- Course Material:
Total pages: 144
Course Content: 138
Supplemental Material: 6

PLEASE NOTE: CPE credit measurement is based on NASBA Registry and QAS guidelines of one credit for every 50 minutes. Credit calculation may vary in different states - check with your State Board of Accountancy. Unless otherwise noted in the specific course description, no published prep pattern is required in order to register or complete any PES CPE course. Use of materials or services provided by Professional Education Services, LP ("PES"), are governed by the Terms and Conditions stated on PES' website (www.mypescope.com). PES provides these courses with the understanding that it is not providing any accounting, legal, or other professional advice and assumes no liability whatsoever. In continuing with its use, PES has used diligent efforts to provide quality information and course materials but does not accept and disclaim all guarantee the accuracy, timeliness, or completeness, and accuracy of the information contained herein. Additionally, the responsibility to comply with applicable legal requirements is fully solely upon the individual licensee. PES, PES and its agents, will not claim your state Board for the latest information on compliance with any guidelines or requirements you have regarding your duties or obligations as a licensed professional.

Item #5
Received at the
meeting (12/7) and
POSTED ON THE
WEBSITE.



Airport Noise Update

Sjohnna Knack,
Program Manager

December 7, 2015



Noise Update

History of SAN Airport Noise Mitigation Programs

Definitions:

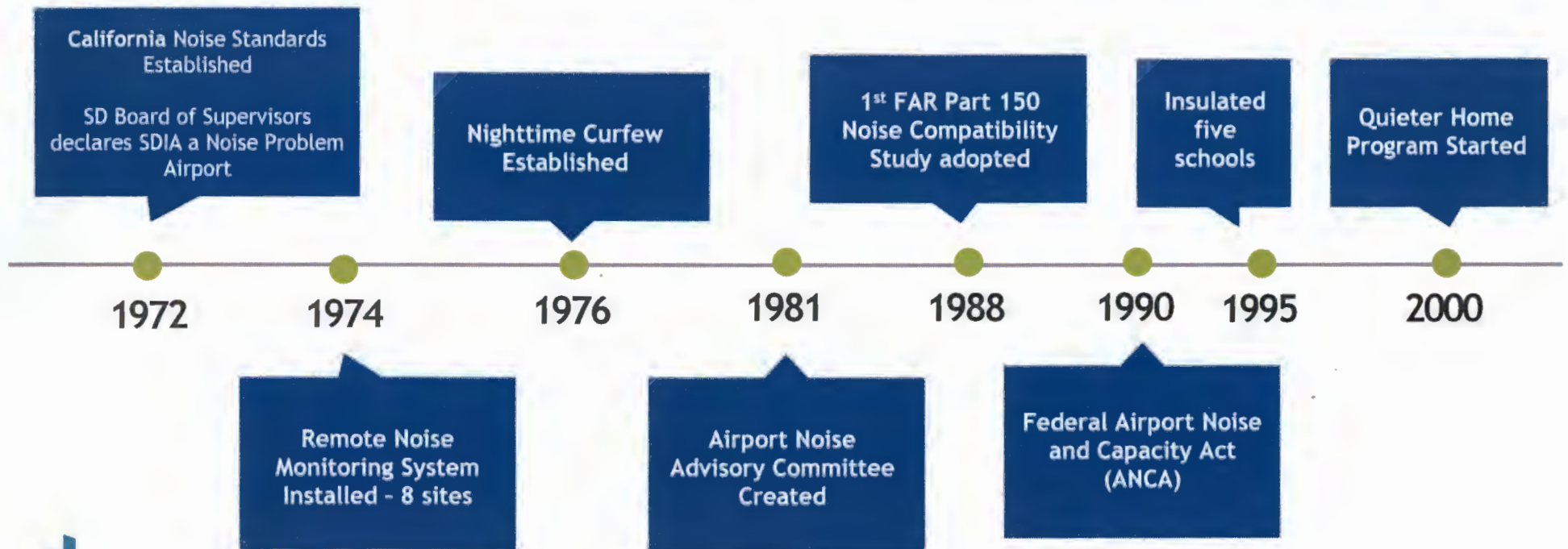
- Missed Approaches/Go-Around
- Early Turns
- Overflights

10 Year Data Analysis

Community Outreach



History of Airport Noise



Curfew Over the Years

Year	Change
1976	No Takeoffs allowed between midnight and 6:00 a.m. No Stage 1 aircraft arrivals between midnight and 6:00 a.m.
1979	Extended curfew from 11:30 p.m. until 6:30 a.m. Allowed a 15 minute grace period
1980	Prohibited loud stage 1 aircraft exceeding specific dB level between 10:00 p.m. to 7:00 a.m. (examples: DC-8's and B707's)
1985	Prohibited those loud aircraft from operating at the airport
1987-89	Modifications to non-stage 3 aircraft operations. Penalties increased to \$1,000, \$3,000, and \$5,000 on an annual basis. Grace period removed. No operator could publish a departure time after 11:15 p.m.
2006	Penalties changed to \$2,000, \$6,000 and \$10,000 in a 6-month timeframe. Number of penalized violations from previous 6 months is multiplied to each violation.

Airport Noise and Capacity Act (ANCA)



In 1990, Congress passed ANCA which attempted to create a more comprehensive method for regulating aviation noise.

Some of the items included in the Act were:

- Elimination of all louder, Stage 2 aircraft by 2000
- Requirement for airport operators to obtain FAA approval to create any new airport use restrictions

Airport Noise Advisory Committee



- Established in 1980
- Noise advisory committee to the Board
- Provides resident and community input
- Relating to aircraft noise issues at San Diego International Airport

Elected Officials

Congressman Scott Peters, Congresswoman Susan Davis, Council member Lorie Zapf, County Supervisor Greg Cox

Airport Staff

Provides technical reports and updates on noise issues and other information requested from ANAC.

Industry Partners

USMC, FAA, Airline, an Acoustician, City of San Diego, San Diego County

Community

Residents within 65 dB contour and one in 60-65 dB contours. Currently three members live east and four members live west.

FAR Part 150 Noise Compatibility Study

NEM

Noise Exposure Map (NEM)

- Detailed information on noise impacts
- Existing and 5-year contours

NCP

Noise Compatibility Plan (NCP)

- Descriptions and evaluations
- Noise abatement and noise mitigation programs



First Part 150 Study was conducted in 1988 and accepted by the FAA in 1991.

1995 NCP Amendment

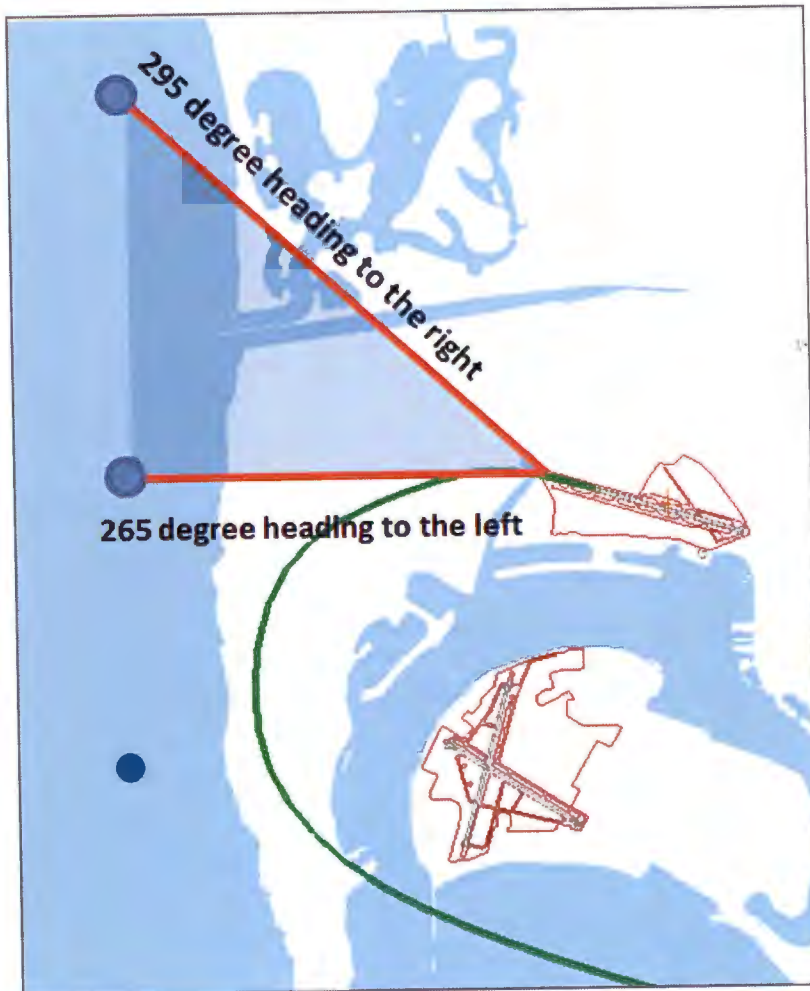
Allowed for school sound attenuation at five schools within the 65 dB contours.

1997 NCP Amendment

Implemented the Quieter Home Program for residential homes within the 65 dB contours.

2008 Full Update to Part 150

Updated the NEM and NCP to assess how programs in place were operating and propose new projects to further enhance noise abatement programs.

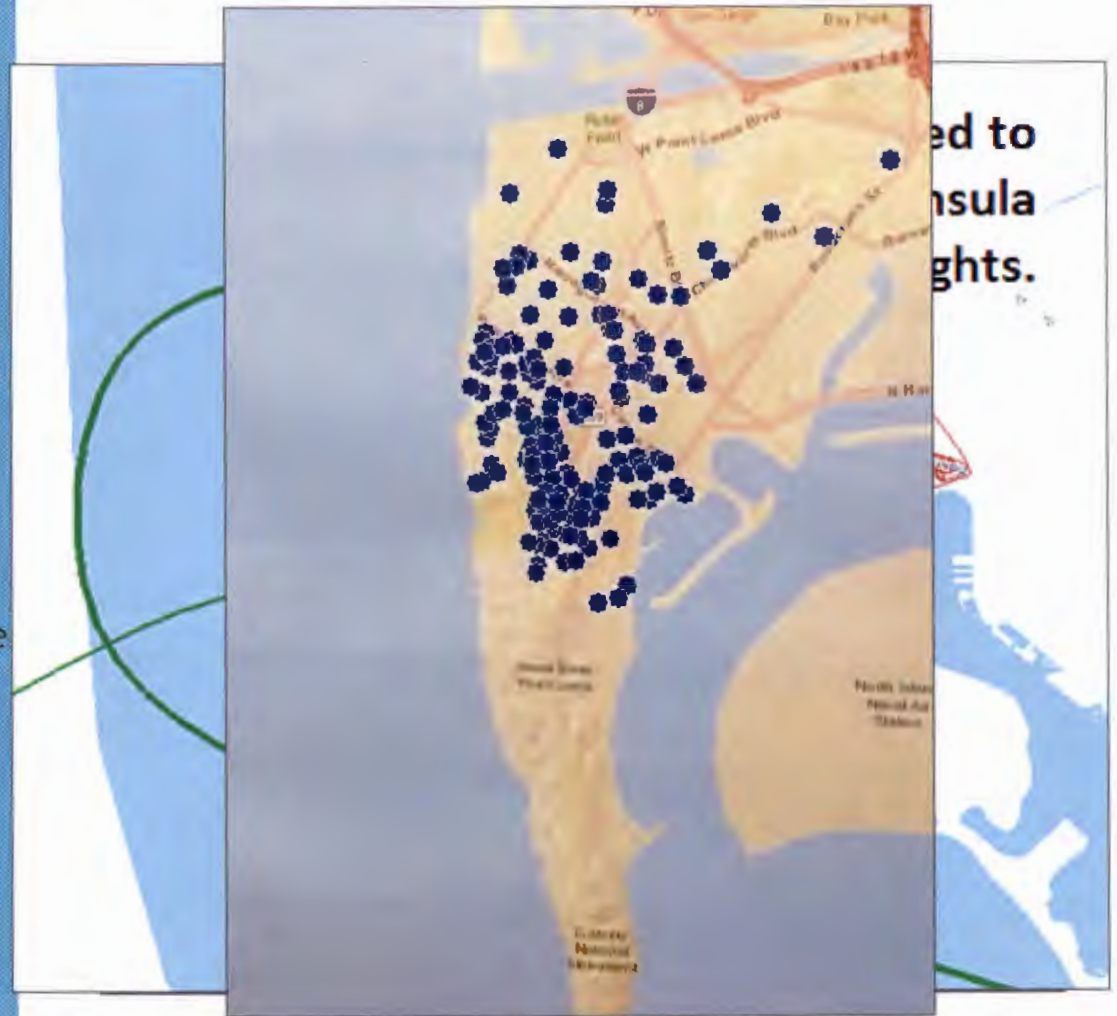


Early Turn is when:

- Aircraft fly outside the red lines and shaded area
- Does not include propeller aircraft

Peninsula Overflights

- Created based on recent concerns from communities throughout the Pt. Loma Peninsula
- Collects all aircraft types
- Counts each time an aircraft flies over the gate, it could be twice



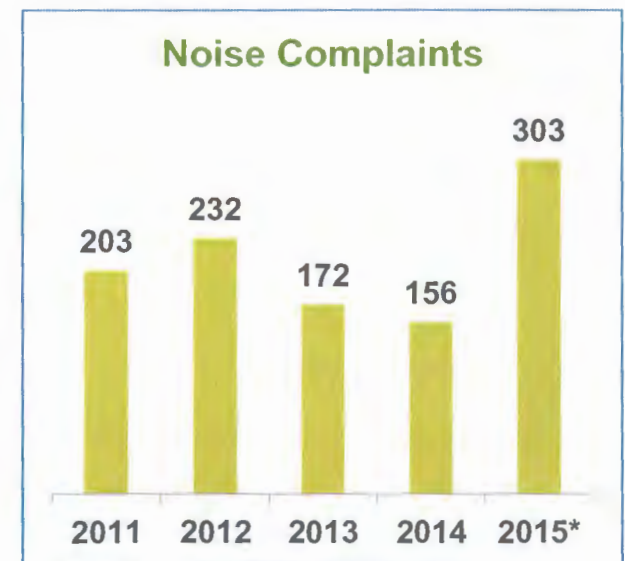
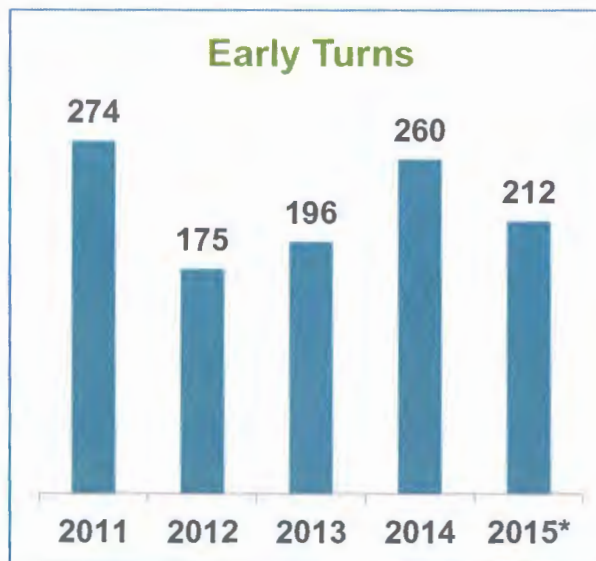
Missed Approaches



Commonly referred to as a “Go-Around,” a missed approach occurs when an aircraft cannot complete their landing and is required to make another attempt. It can be caused by:

- Inclement weather conditions
- Debris on the runway
- ATC separation of aircraft, slower aircraft unable to exit airspace or runway, forcing larger aircraft to go around

Annual Noise Statistics



*Figures are through September 30, 2015

Left vs. Right Early Turns

Left Turns (Over Peninsula)

	July	August	September
Air Carrier	3	4	5
General Aviation	0	2	13
TOTAL	3	6	18



Right Turns (Over Mission Beach)

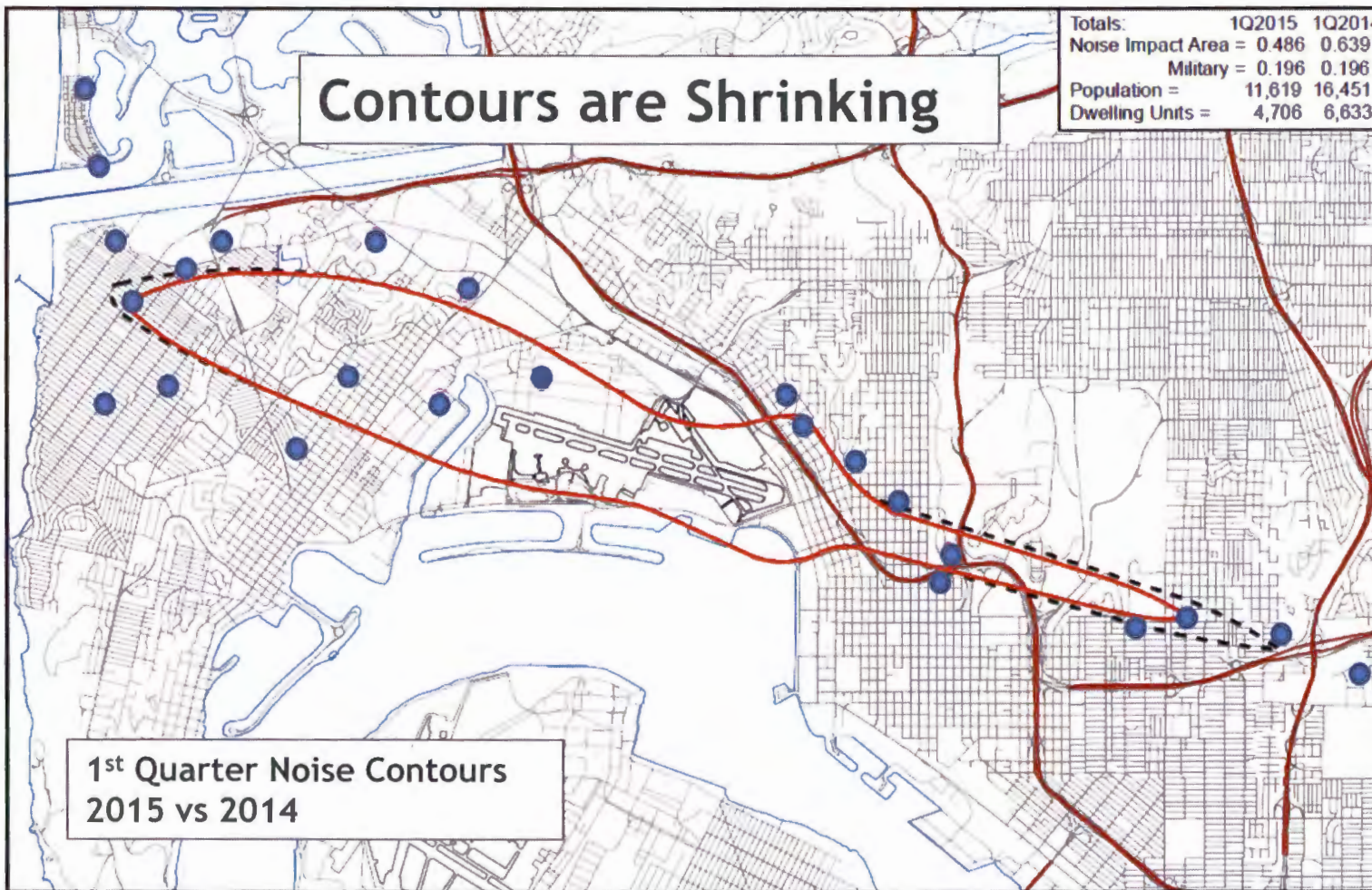
	July	August	September
Air Carrier	8	1	16
General Aviation	6	11	14
TOTAL	14	12	30



Contours are Shrinking

Totals:	1Q2015	1Q2014
Noise Impact Area =	0.486	0.639
Military =	0.196	0.196
Population =	11,619	16,451
Dwelling Units =	4,706	6,633

1st Quarter Noise Contours
2015 vs 2014



ANAC Data Analysis: 10 Years

At the October 21, 2015 ANAC meeting, members requested a 10-year data analysis of aircraft operations over the Pt. Loma Peninsula. Staff is compiling data from 2005 - 2015.



Number of
Operations over
the Peninsula.



Types of aircraft
operating over the
peninsula broken
down by:

- Jet
- Propeller
- Other
(Helicopter or
Military)

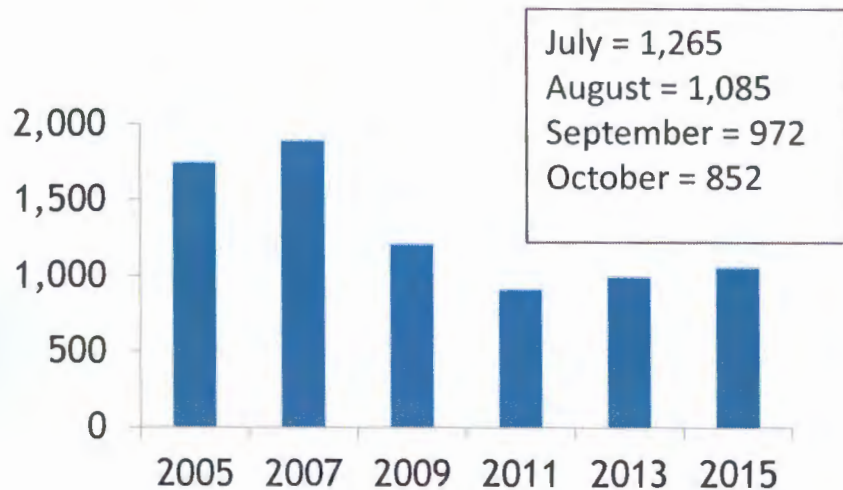


Altitudes of aircraft
flying over the gate
in the middle of the
Peninsula



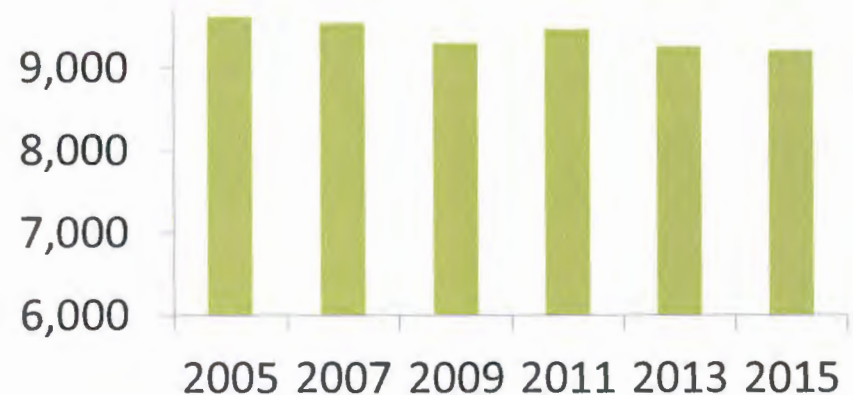
Noise levels from
noise monitoring
sites on the
Peninsula

Initial Results: Peninsula Overflights



Average Number of Monthly Overflights

The numbers of aircraft flying over the peninsula have decreased since 2007, which coincides with the reduction in operations we have experienced since this date.



Average Monthly Altitudes

Altitudes of aircraft flying over the Pt. Loma Peninsula have remained consistent at an average of 9,000 feet over the Peninsula.

Community Outreach Efforts



Meetings with Community Members

- At the Airport Noise Mitigation Offices
- In the community to hear the noise impacts first-hand



Attendance at Community Functions

- First Friday Night event in Liberty Station, 11/6
- SDIA water bottles at the Ride the Point, 11/14



Letters to the Editor

- Airport Authority's position on Metroplex
- Reinforcing our commitment to working with the community to mitigate noise to the fullest extent possible



Media Interviews

- Staff conducted several media interviews
- Discussed current noise issues at the Airport



E-Newsletters

- Produced and distributed an edition of SAN E-News
- Latest information on the FAA's Metroplex proposal and the Airport Authority's position
- Updates on noise-mitigation efforts



Coordinate with Elected Officials

- Distributed the Airport Authority's position on Metroplex
- Local, state and federal officials
- Fielded questions and provided additional information as needed

Next Steps and Continued Efforts

Staff will continue to work with the community to provide responses to their concerns about aircraft noise.

Airport Noise Advisory Committee



- Increases in community concerns
- Requested by the community to increase the ANAC meetings from quarterly to bi-monthly

Portable Aircraft Noise Measurements



- Currently conducting portable noise measurements
- Pt. Loma Nazarene University and a private residence in the Sunset Cliffs
- Included in this analysis will be two full days of visual flight path review at both locations

Monitor SoCal Metroplex process



- FAA currently reviewing the public comment
- Record of Decision not expected until February or March 2016
- We have the measurement data from above as our "Pre-implementation" levels
- If implemented, we will monitor the procedures to determine if any impacts occur
- Staff continues to communicate with the FAA on this project



Questions

SAN DIEGO COUNTY REGIONAL AIRPORT AUTHORITY

DRAFT – REVISED 12/1/15

BOARD **AGENDA**

Thursday, December 17, 2015
9:00 A.M.

San Diego International Airport
SDCRAA Administration Building – Third Floor
(Formerly Commuter Terminal)
Board Room
3225 N. Harbor Drive
San Diego, California 92101

Board Members

Robert H. Gleason
Board Chair

David Alvarez
C. April Boling
Greg Cox
Jim Desmond
Lloyd B. Hubbs
Jim Janney
Paul Robinson
Mary Sessom

Ex-Officio Board Members

Laurie Berman
Eraina Ortega
Col. Jason G. Woodworth

President / CEO

Thella F. Bowens

Live webcasts of Authority Board meetings can be accessed at
<http://www.san.org/Airport-Authority/Meetings-Agendas/Authority-Board>

This Agenda contains a brief general description of each item to be considered. The indication of a recommended action does not indicate what action (if any) may be taken. ***Please note that agenda items may be taken out of order.*** If comments are made to the Board without prior notice or are not listed on the Agenda, no specific answers or responses should be expected at this meeting pursuant to State law.

Staff Reports and documentation relating to each item of business on the Agenda are on file in Corporate & Information Governance and are available for public inspection.

NOTE: Pursuant to Authority Code Section 2.15, all Lobbyists shall register as an Authority Lobbyist with the Authority Clerk within ten (10) days of qualifying as a lobbyist. A qualifying lobbyist is any individual who receives \$100 or more in any calendar month to lobby any Board Member or employee of the Authority for the purpose of influencing any action of the Authority. To obtain Lobbyist Registration Statement Forms, contact the Corporate & Information Governance/Authority Clerk Department.

PLEASE COMPLETE A "REQUEST TO SPEAK" FORM PRIOR TO THE COMMENCEMENT OF THE MEETING AND SUBMIT IT TO THE AUTHORITY CLERK. ***PLEASE REVIEW THE POLICY FOR PUBLIC PARTICIPATION IN BOARD AND BOARD COMMITTEE MEETINGS (PUBLIC COMMENT) LOCATED AT THE END OF THE AGENDA.***

The Authority has identified a local company to provide oral interpreter and translation services for public meetings. If you require oral interpreter or translation services, please telephone the Corporate & Information Governance /Authority Clerk Department with your request at (619) 400-2400 at least three (3) working days prior to the meeting.

CALL TO ORDER:

PLEDGE OF ALLEGIANCE:

ROLL CALL:

PRESENTATION:

REPORTS FROM BOARD COMMITTEES, AD HOC COMMITTEES, AND CITIZEN COMMITTEES AND LIAISONS:

STANDING BOARD COMMITTEES

- **AUDIT COMMITTEE:**
Committee Members: Gleason, Hollingworth, Hubbs, Robinson (Chair), Sessom, Tartre, Van Sambeek
- **CAPITAL IMPROVEMENT PROGRAM OVERSIGHT COMMITTEE:**
Committee Members: Alvarez, Boling, Gleason, Hubbs (Chair), Robinson
- **EXECUTIVE PERSONNEL AND COMPENSATION COMMITTEE:**
Committee Members: Cox, Desmond (Chair), Hubbs, Janney, Sessom
- **FINANCE COMMITTEE:**
Committee Members: Alvarez, Boling (Chair), Cox, Janney, Sessom

ADVISORY COMMITTEES

- **AUTHORITY ADVISORY COMMITTEE:**
Liaison: Robinson (Primary), Boling
- **ART ADVISORY COMMITTEE:**
Committee Member: Gleason

LIAISONS

- **AIRPORT LAND USE COMPATIBILITY PLAN:**
Liaison: Janney
- **CALTRANS:**
Liaison: Berman
- **INTER-GOVERNMENTAL AFFAIRS:**
Liaison: Cox

- **MILITARY AFFAIRS:**
Liaison: Woodworth
- **PORT:**
Liaisons: Cox, Gleason (Primary), Robinson
- **WORLD TRADE CENTER:**
Representatives: Alvarez, Gleason (Primary)

BOARD REPRESENTATIVES (EXTERNAL)

- **SANDAG TRANSPORTATION COMMITTEE:**
Representatives: Alvarez (Primary), Hubbs

CHAIR'S REPORT:

PRESIDENT/CEO'S REPORT:

NON-AGENDA PUBLIC COMMENT:

Non-Agenda Public Comment is reserved for members of the public wishing to address the Board on matters for which another opportunity to speak **is not provided on the Agenda**, and which is within the jurisdiction of the Board. Please submit a completed speaker slip to the Authority Clerk. ***Each individual speaker is limited to three (3) minutes. Applicants, groups and jurisdictions referring items to the Board for action are limited to five (5) minutes.***

Note: Persons wishing to speak on specific items should reserve their comments until the specific item is taken up by the Board.

CONSENT AGENDA (Items 1-12):

The consent agenda contains items that are routine in nature and non-controversial. Some items may be referred by a standing Board Committee or approved as part of the budget process. The matters listed under 'Consent Agenda' may be approved by one motion. Any Board Member may remove an item for separate consideration. Items so removed will be heard before the scheduled New Business Items, unless otherwise directed by the Chair.

1. APPROVAL OF MINUTES:

The Board is requested to approve minutes of prior Board meetings.

RECOMMENDATION: Approve the minutes of the November 19, 2015, regular meeting.

2. ACCEPTANCE OF BOARD AND COMMITTEE MEMBERS WRITTEN REPORTS ON THEIR ATTENDANCE AT APPROVED MEETINGS AND PRE-APPROVAL OF ATTENDANCE AT OTHER MEETINGS NOT COVERED BY THE CURRENT RESOLUTION:

The Board is requested to accept the reports.

RECOMMENDATION: Accept the reports and pre-approve Board member attendance at other meetings, trainings and events not covered by the current resolution.

(Corporate & Information Governance: Tony Russell, Director/Authority Clerk)

3. AWARDED CONTRACTS, APPROVED CHANGE ORDERS FROM OCTOBER 26, 2015 THROUGH NOVEMBER 22, 2015, AND REAL PROPERTY AGREEMENTS GRANTED AND ACCEPTED FROM OCTOBER 26, 2015, THROUGH NOVEMBER 22, 2015:

The Board is requested to receive the report.

RECOMMENDATION: Receive the report.

(Procurement: Jana Vargas, Director)

4. DISPOSITION OF SURPLUS PROPERTY:

The Board is requested to authorize the disposition of surplus property.

RECOMMENDATION: Adopt Resolution No. 2015-____, authorizing the disposition of surplus property (materials and/or equipment) by: 1) donating electronic surplus to San Diego Futures Foundation (SDFF), 2) sale to the highest bidder, and 3) recycling and disposing of unwanted items as scrap.

(Procurement: Jana Vargas, Director)

CLAIMS

5. REJECT THE CLAIM OF MALCOM DAVIDSON:

The Board is requested to reject a claim.

RECOMMENDATION: Adopt Resolution No. 2015-____, rejecting the claim of Malcom Davidson.

(Legal: Breton Lobner, General Counsel)

6. REJECT THE CLAIM OF ELIZABETH DELGADO:

The Board is requested to reject a claim.

RECOMMENDATION: Adopt Resolution No. 2015-____, rejecting the claim of Elizabeth Delgado.

(Legal: Breton Lobner, General Counsel)

COMMITTEE RECOMMENDATIONS

**7. EXTERNAL AUDITOR'S FISCAL YEAR ENDED JUNE 30, 2015, REPORTS:
A) AUDITED FINANCIAL STATEMENTS, B) COMPLIANCE (SINGLE
AUDIT) REPORT, C) PASSENGER FACILITY CHARGE COMPLIANCE
REPORT, D) CUSTOMER FACILITY CHARGE COMPLIANCE REPORT, AND
E) REPORT TO THE AUDIT COMMITTEE:**

The Board is requested to accept the report.

RECOMMENDATION: The Audit Committee recommends that Board accept the reports.

**(Finance & Asset Management: Kathy Kiefer, Senior Director, and
Mark A. Burchyett, Chief Auditor)**

**8. REVIEW OF THE COMPREHENSIVE ANNUAL FINANCIAL REPORT
(CAFR) FOR THE FISCAL YEAR ENDED JUNE 30, 2015:**

The Board is requested to accept the information.

RECOMMENDATION: The Audit Committee recommends that the Board accept the information.

(Finance & Asset Management: Kathy Kiefer, Senior Director)

**9. FISCAL YEAR 2016 FIRST QUARTER ACTIVITIES REPORT AND AUDIT
RECOMMENDATIONS ISSUED BY THE OFFICE OF THE CHIEF AUDITOR:**

The Board is requested to accept the information.

RECOMMENDATION: The Audit Committee recommends that the Board accept the information.

(Audit: Mark Burchyett, Chief Auditor)

CONTRACTS AND AGREEMENTS

CONTRACTS AND AGREEMENTS AND/OR AMENDMENTS TO CONTRACTS AND AGREEMENTS EXCEEDING \$1 MILLION

10. AUTHORIZE THE PRESIDENT/CEO TO NEGOTIATE AND EXECUTE A LETTER OF CREDIT AND REIMBURSEMENT AGREEMENT WITH US BANK, NA TO IMPLEMENT THE AUTHORITY'S BONDING AND CONTRACT FINANCING ASSISTANCE PROGRAM:

The Board is requested to execute a Letter of Credit and Reimbursement Agreement.

RECOMMENDATION: Adopt Resolution No. 2015-____, authorizing the President/CEO, on behalf of the Authority to Negotiate and Execute a Letter of Credit and Reimbursement Agreement in an amount not to exceed Four Million Dollars (\$4,000,000) with US Bank, Na in order to implement the Authority's Bonding and Contract Financing Assistance Program.

(Finance & Asset Management: Geoff Bryant, Manager)

11. AWARD OF CONTRACT TO HAZARD CONSTRUCTION COMPANY FOR REHABILITATE CROSS TAXIWAY B8 AND TERMINAL APRONS AT SAN DIEGO INTERNATIONAL AIRPORT:

The Board is requested to award a contract.

RECOMMENDATION: Adopt Resolution No. 2015-____, awarding a contract to Hazard Construction Company in the amount of \$4,766,600 for Project 104177, Rehabilitate Cross Taxiway B8 and Terminal Aprons at San Diego International Airport.

(Facilities Development: Iraj Ghaemi, Director)

12. APPROVE AND AUTHORIZE AN INCREASE TO THE LEIGH FISHER CONTRACT DURATION AND NOT-TO-EXCEED BUDGET FOR THE AIRPORT DEVELOPMENT PLAN (ADP) ENVIRONMENTAL ANALYSES:

The Board is requested to increase the contract duration.

RECOMMENDATION: Adopt Resolution No. 2015-____, authorizing the President/CEO to negotiate and revise the existing consulting services agreement with LeighFisher to include an additional term of up to three years, and an increase the not-to-exceed budget amount by \$1,500,000, for a total contract value of up to \$8,000,000.

(Airport Planning & Noise Mitigation: Keith Wilschetz, Director)

PUBLIC HEARINGS:

OLD BUSINESS:

NEW BUSINESS:

13. DECEMBER 2015 LEGISLATIVE REPORT AND 2016 LEGISLATIVE AGENDA:

The Board is requested to approve the report.

RECOMMENDATION: Adopt Resolution No. 2015-____, approving the December 2015 Legislative Report and 2016 Legislative Agenda.

(Inter-Governmental and Community Relations: Michael Kulis, Director)

14. ADOPT AUTHORITY POLICY 8.63 - PRIVACY OF PERSONAL INFORMATION:

The Board is requested to adopt the policy.

RECOMMENDATION: Adopt Resolution No. 2015-0124, approving the adoption of Authority Policy 8.63 - Privacy of Personal Information.

(Corporate & Information Governance: Tony Russell, Director/Authority Clerk)

CLOSED SESSION:

15. CONFERENCE WITH REAL PROPERTY NEGOTIATORS:

(Real property negotiations pursuant to Cal. Gov. Code § 54954.5(b) and § 54956.8.)
Property: Salt Plant – 17 acre parcel located at 1470 Bay Boulevard, San Diego.

Agency Negotiators: Scott Brickner, Finance & Asset Management, Vice President/Treasurer.

Negotiating Parties: San Diego Gas & Electric, United States Fish and Wildlife Service, GGTW, LLC (current tenant) and/or other interested parties.

Under Negotiation: Sale – terms and conditions.

16. CONFERENCE WITH LEGAL COUNSEL-EXISTING LITIGATION:

(Cal. Gov. Code § 54956.9(a) and (d)(1).)

Diego Concession Group, Inc. v. San Diego County Regional Airport Authority,
San Diego Superior Court Case No. 37-2012-00088083-CU-BT-CTL

17. CONFERENCE WITH LEGAL COUNSEL-EXISTING LITIGATION:

(Cal. Gov. Code § 54956.9(a) and (d)(1).)

Dryden Oaks, LLC v. San Diego County Regional Airport Authority, et al.,
San Diego Superior Court, North County, Case No. 37-2014-00004077-CU-EI-NC

18. CONFERENCE WITH LEGAL COUNSEL – EXISTING LITIGATION:

(Cal. Gov. Code § 54956.9(a) and (d)(1).)

Donna Wilson; John Wilson v. San Diego Port Authority; San Diego International Airport; San Diego County Regional Airport Authority
San Diego Superior Court Case No. 37-2014-00015326-CU-PO-CTL (Meyer)

19. CONFERENCE WITH LEGAL COUNSEL – EXISTING LITIGATION:

(Cal. Gov. Code §54956.9(a) and (d)(1).)

Joan M. Ward v. San Diego County Regional Airport Authority, et al

San Diego Superior Court Case No. 37-2014-00022181-CU-WT-CTL

20. CONFERENCE WITH LEGAL COUNSEL – EXISTING LITIGATION:

(Cal. Gov. Code § 54956.9(a)):

Maria Paula Bermudez v. San Diego County Regional Airport Authority, American Airlines, Inc., et al.

San Diego Superior Court Case No. 37-2015-00022911-CU-PO-CTL.

21. CONFERENCE WITH LEGAL COUNSEL – EXISTING LITIGATION:

(Cal. Gov. Code §54956.9(a) and (d)(1))

Stanley Moore v. San Diego County Regional Airport Authority, et al

San Diego Superior Court Case No. 37-2015-00030676-CU-OE-CTL

22. CONFERENCE WITH LEGAL COUNSEL – EXISTING LITIGATION:

(Cal. Gov. Code §54956.9(a) and (d)(1)):

San Diego County Regional Airport Authority v. The Judicial Council of California, et al

San Diego Superior Court Case No. 37-2015-00035258-CU-WM-CTL

23. CONFERENCE WITH LEGAL COUNSEL – EXISTING LITIGATION:

Cal. Gov. Code § 54956.9(a) and (d).

In the matter of the Petition of San Diego County Regional Airport Authority for Review of Action by the California Regional Water Quality Control Board in Issuing Order No. R9-2013-0001, as amended by Orders Nos. R9-2015-0001 and R9-2015-0100 (NPDES NO. CAS0109266) [Water Code §§ 13320(a) and 13321(a)]

24. CONFERENCE WITH LEGAL COUNSEL – ANTICIPATED LITIGATION AND EXISTING LITIGATION:

(Significant exposure to litigation pursuant to Cal. Gov. Code §§ 54956.9(a) and 54956.9(b).)

Jay A. Bass, et al/v. San Diego City Employees' Retirement System, et al.,

San Diego Superior Court Case No. 37-2013-00077566-CU-OE-CTL

25. CONFERENCE WITH LEGAL COUNSEL – ANTICIPATED LITIGATION:

(Significant exposure to litigation pursuant to Cal. Gov. Code §§ 54956.9 (b) and 54954.5.)

Re: Investigative Order No. R9-2012-0009 by the California Regional Water Quality Control Board regarding submission of technical reports pertaining to an investigation of bay sediments at the Downtown Anchorage Area in San Diego.
Number of potential cases: 1

26. CONFERENCE WITH LEGAL COUNSEL – ANTICIPATED LITIGATION:

(Initiation of litigation pursuant to Cal. Government Code § 54956.9(d).)

Number of cases: 2

27. THREAT TO PUBLIC SERVICES OR FACILITIES:

Cal. Gov. Code §54957

Consultation with: Transportation Security Administration (TSA)

Federal Security Director and Harbor Police Chief

REPORT ON CLOSED SESSION:

NON-AGENDA PUBLIC COMMENT:

Non-Agenda Public Comment is reserved for members of the public wishing to address the Board on matters for which another opportunity to speak **is not provided on the Agenda**, and which is within the jurisdiction of the Board. Please submit a completed speaker slip to the Authority Clerk. ***Each individual speaker is limited to three (3) minutes. Applicants, groups and jurisdictions referring items to the Board for action are limited to five (5) minutes.***

Note: Persons wishing to speak on specific items should reserve their comments until the specific item is taken up by the Board.

GENERAL COUNSEL REPORT:

BUSINESS AND TRAVEL EXPENSE REIMBURSEMENT REPORTS FOR BOARD MEMBERS, PRESIDENT/CEO, CHIEF AUDITOR AND GENERAL COUNSEL WHEN ATTENDING CONFERENCES, MEETINGS, AND TRAINING AT THE EXPENSE OF THE AUTHORITY:

BOARD COMMENT:

ADJOURNMENT:

Policy for Public Participation in Board, Airport Land Use Commission (ALUC), and Committee Meetings (Public Comment)

- 1) Persons wishing to address the Board, ALUC, and Committees shall complete a "Request to Speak" form prior to the initiation of the portion of the agenda containing the item to be addressed (e.g., Public Comment and General Items). Failure to complete a form shall not preclude testimony, if permission to address the Board is granted by the Chair.
- 2) The Public Comment Section at the beginning of the agenda is limited to eighteen (18) minutes and is reserved for persons wishing to address the Board, ALUC, and Committees on any matter for which another opportunity to speak is not provided on the Agenda, and on matters that are within the jurisdiction of the Board. A second Public Comment period is reserved for general public comment later in the meeting for those who could not be heard during the first Public Comment period.
- 3) Persons wishing to speak on specific items listed on the agenda will be afforded an opportunity to speak during the presentation of individual items. Persons wishing to speak on specific items should reserve their comments until the specific item is taken up by the Board, ALUC and Committees. Public comment on specific items is limited to twenty (20) minutes – ten (10) minutes for those in favor and ten (10) minutes for those in opposition of an item. Each individual speaker will be allowed three (3) minutes, and applicants and groups will be allowed five (5) minutes.
- 4) If many persons have indicated a desire to address the Board, ALUC and Committees on the same issue, then the Chair may suggest that these persons consolidate their respective testimonies. Testimony by members of the public on any item shall be limited to **three (3) minutes per individual speaker and five (5) minutes for applicants, groups and referring jurisdictions.**
- 5) Pursuant to Authority Policy 1.33 (8), recognized groups must register with the Authority Clerk prior to the meeting.
- 6) After a public hearing or the public comment portion of the meeting has been closed, no person shall address the Board, ALUC, and Committees without first obtaining permission to do so.

Additional Meeting Information

NOTE: This information is available in alternative formats upon request. To request an Agenda in an alternative format, or to request a sign language or oral interpreter, or an Assistive Listening Device (ALD) for the meeting, please telephone the Authority Clerk's Office at (619) 400-2400 at least three (3) working days prior to the meeting to ensure availability.

For your convenience, the agenda is also available to you on our website at www.san.org.

For those planning to attend the Board meeting, parking is available in the public parking lot located directly in front of the Administration Building (formerly the Commuter Terminal). Bring your ticket to the third floor receptionist for validation.

You may also reach the Administration Building by using public transit via the San Diego Metropolitan Transit System, Route 992. The MTS bus stop at Terminal 1 is a very short walking distance from the Administration Building. ADA paratransit operations will continue to serve the Administration Building as required by Federal regulation. For MTS route, fare and paratransit information, please call the San Diego MTS at (619) 233-3004 or 511. For other Airport related ground transportation questions, please call (619) 400- 2685.

UPCOMING MEETING SCHEDULE

<i>Date</i>	<i>Day</i>	<i>Time</i>	<i>Meeting Type</i>	<i>Location</i>
January 21	Thursday	9:00 a.m.	Regular	Board Room
February 18	Thursday	9:00 a.m.	Regular	Board Room

SAN DIEGO COUNTY REGIONAL AIRPORT AUTHORITY

DRAFT **AIRPORT LAND USE COMMISSION AGENDA**

Thursday, December 17, 2015
9:00 A.M. or immediately following the
Board Meeting

San Diego International Airport
SDCRAA Administration Building - Third Floor
(Formerly Commuter Terminal)
Board Room
3225 North Harbor Drive
San Diego, CA 92101
San Diego, California 92101

Board Members

Robert H. Gleason
Board Chair

David Alvarez
C. April Boling
Greg Cox
Jim Desmond
Lloyd B. Hubbs
Jim Janney
Paul Robinson
Mary Sessom

Ex-Officio Board Members

Laurie Berman
Eraina Ortega
Col. Jason G. Woodworth

President / CEO

Thella F. Bowens

***Live webcasts of Authority Board meetings can be accessed at
<http://www.san.org/Airport-Authority/Meetings-Agendas?EntryId=1954>***

Pursuant to California Public Utilities Code §§ 21670-21679.5, the Airport Land Use Commission ("Commission") is responsible for coordinating the airport planning of public agencies within San Diego County. The Commission has the legal responsibility to formulate airport land use compatibility plans ("ALUCPs") that will (a) provide for the orderly growth of each public airport and the areas surrounding the airport within the County and (b) safeguard the general welfare of the inhabitants within the vicinity of each airport and the public in general. Pursuant to §21670.3, the San Diego County Regional Airport Authority serves as the Commission.

This Agenda contains a brief general description of each item to be considered. The indication of a recommended action does not indicate what action (if any) may be taken. ***Please note that agenda items may be taken out of order.*** If comments are made to the Commission without prior notice or are not listed on the Agenda, no specific answers or responses should be expected at this meeting pursuant to State law.

Staff Reports and documentation relating to each item of business on the Agenda are on file in Corporate & Information Governance and are available for public inspection.

NOTE: Pursuant to Authority Code Section 2.15, all Lobbyists shall register as an Authority Lobbyist with the Authority Clerk within ten (10) days of qualifying as a lobbyist. A qualifying lobbyist is any individual who receives \$100 or more in any calendar month to lobby any Commission Member or employee of the Authority for the purpose of influencing any action of the Authority. To obtain Lobbyist Registration Statement Forms, contact the Corporate & Information Governance/Authority Clerk Department.

PLEASE COMPLETE A "REQUEST TO SPEAK" FORM PRIOR TO THE COMMENCEMENT OF THE MEETING AND SUBMIT IT TO THE AUTHORITY CLERK. *PLEASE REVIEW THE POLICY FOR PUBLIC PARTICIPATION IN BOARD AND BOARD COMMISSION MEETINGS (PUBLIC COMMENT) LOCATED AT THE END OF THE AGENDA.*

CALL TO ORDER:

PLEDGE OF ALLEGIANCE:

ROLL CALL:

NON-AGENDA PUBLIC COMMENT:

Non-Agenda Public Comment is reserved for members of the public wishing to address the Commission on matters for which another opportunity to speak **is not provided on the Agenda**, and which is within the jurisdiction of the Commission. Please submit a completed speaker slip to the Authority Clerk. ***Each individual speaker is limited to three (3) minutes. Applicants, groups and jurisdictions referring items to the Board for action are limited to five (5) minutes.***

Note: Persons wishing to speak on specific items should reserve their comments until the specific item is taken up by the Commission.

CONSENT AGENDA (Items 1-5):

The Consent Agenda contains items that are routine in nature and non-controversial. It also contains consistency determinations that have been deemed consistent or conditionally consistent. The matters listed under 'Consent Agenda' may be approved by one motion. Any Commission Member may remove an item for separate consideration. Items so removed will be heard before the scheduled New Business items, unless otherwise directed by the Chair.

1. APPROVAL OF MINUTES:

The Airport Land Use Commission is requested to approve minutes of prior Commission meetings.

RECOMMENDATION: Approve the minutes of the November 19, 2015, regular meeting.

CONSISTENCY DETERMINATIONS

2. REPORT OF LAND USE ACTIONS DETERMINED TO BE CONSISTENT WITH AIRPORT LAND USE COMPATIBILITY PLANS:

The Commission is requested to receive a report of land use actions determined by staff to be consistent with Airport Land Use Compatibility Plans.

RECOMMENDATION: Receive the report.

(Airport Planning: Angela Jamison, Manager)

3. CONSISTENCY DETERMINATION – SAN DIEGO INTERNATIONAL AIRPORT - AIRPORT LAND USE COMPATIBILITY PLAN – CONSTRUCTION OF 2 DETACHED RESIDENTIAL UNITS AT 1764 BACON STREET, CITY OF SAN DIEGO:

The Commission is requested to make a consistency determination on a proposed project in the City of San Diego.

RECOMMENDATION: Adopt Resolution No. 2015-____ ALUC, making the determination that the project is conditionally consistent with the San Diego International Airport - Airport Land Use Compatibility Plan.

(Airport Planning: Angela Jamison, Manager)

4. CONSISTENCY DETERMINATION – SAN DIEGO INTERNATIONAL AIRPORT - AIRPORT LAND USE COMPATIBILITY PLAN – CONSTRUCTION OF 2 DETACHED RESIDENTIAL UNITS AT 2255-2257 FROUDE STREET, CITY OF SAN DIEGO:

The Commission is requested to make a consistency determination on a proposed project in the City of San Diego.

RECOMMENDATION: Adopt Resolution No. 2015-____ ALUC, making the determination that the project is conditionally consistent with the San Diego International Airport - Airport Land Use Compatibility Plan.

(Airport Planning: Angela Jamison, Manager)

5. CONSISTENCY DETERMINATION – SAN DIEGO INTERNATIONAL AIRPORT - AIRPORT LAND USE COMPATIBILITY PLAN – CONSTRUCTION OF A DETACHED RESIDENTIAL UNIT AT 4572 NIAGARA AVENUE, CITY OF SAN DIEGO:

The Commission is requested to make a consistency determination on a proposed project in the City of San Diego.

RECOMMENDATION: Adopt Resolution No. 2015-____ ALUC, making the determination that the project is conditionally consistent with the San Diego International Airport - Airport Land Use Compatibility Plan.

(Airport Planning: Angela Jamison, Manager)

OLD BUSINESS:

NEW BUSINESS:

6. STATUS UPDATE ON AIRPORT LAND USE COMPATIBILITY PLANS:

The Commission is requested to receive a status update on Airport Land Use Compatibility Plans.

RECOMMENDATION: Receive the report.

(Airport Planning: Angela Jamison, Manager)

COMMISSION COMMENT:

ADJOURNMENT:

Policy for Public Participation in Board, Airport Land Use Commission (ALUC), and Committee Meetings (Public Comment)

- 1) Persons wishing to address the Board, ALUC, and Committees shall complete a "Request to Speak" form prior to the initiation of the portion of the agenda containing the item to be addressed (e.g., Public Comment and General Items). Failure to complete a form shall not preclude testimony, if permission to address the Board is granted by the Chair.
- 2) The Public Comment Section at the beginning of the agenda is limited to eighteen (18) minutes and is reserved for persons wishing to address the Board, ALUC, and Committees on any matter for which another opportunity to speak is not provided on the Agenda, and on matters that are within the jurisdiction of the Board. A second Public Comment period is reserved for general public comment later in the meeting for those who could not be heard during the first Public Comment period.
- 3) Persons wishing to speak on specific items listed on the agenda will be afforded an opportunity to speak during the presentation of individual items. Persons wishing to speak on specific items should reserve their comments until the specific item is taken up by the Board, ALUC and Committees. Public comment on specific items is limited to twenty (20) minutes – ten (10) minutes for those in favor and ten (10) minutes for those in opposition of an item. Each individual speaker will be allowed three (3) minutes, and applicants and groups will be allowed five (5) minutes.
- 4) If many persons have indicated a desire to address the Board, ALUC and Committees on the same issue, then the Chair may suggest that these persons consolidate their respective testimonies. Testimony by members of the public on any item shall be limited to **three (3) minutes per individual speaker and five (5) minutes for applicants, groups and referring jurisdictions.**
- 5) Pursuant to Authority Policy 1.33 (8), recognized groups must register with the Authority Clerk prior to the meeting.
- 6) After a public hearing or the public comment portion of the meeting has been closed, no person shall address the Board, ALUC, and Committees without first obtaining permission to do so.

Additional Meeting Information

NOTE: This information is available in alternative formats upon request. To request an Agenda in an alternative format, or to request a sign language or oral interpreter, or an Assistive Listening Device (ALD) for the meeting, please telephone the Authority Clerk's Office at (619) 400-2400 at least three (3) working days prior to the meeting to ensure availability.

For your convenience, the agenda is also available to you on our website at www.san.org.

For those planning to attend the Board meeting, parking is available in the public parking lot located directly in front of the Administration Building (formerly the Commuter Terminal). Bring your ticket to the third floor receptionist for validation.

You may also reach the Administration Building by using public transit via the San Diego Metropolitan Transit System, Route 992. The MTS bus stop at Terminal 1 is a very short walking distance from the Administration Building. ADA paratransit operations will continue to serve the Administration Building as required by Federal regulation. For MTS route, fare and paratransit information, please call the San Diego MTS at (619) 233-3004 or 511. For other Airport related ground transportation questions, please call (619) 400- 2685.

UPCOMING MEETING SCHEDULE

<i>Date</i>	<i>Day</i>	<i>Time</i>	<i>Meeting Type</i>	<i>Location</i>
January 21	Thursday	9:00 a.m.	Regular	Board Room
February 18	Thursday	9:00 a.m.	Regular	Board Room