

# San Diego County Regional Airport Authority

## Financial Overview of the Green Build Costs and Funding Sources

As of August 31, 2012



Presented by:

Scott Brickner, CPA

Director, Financial Planning & Budget

October 25, 2012



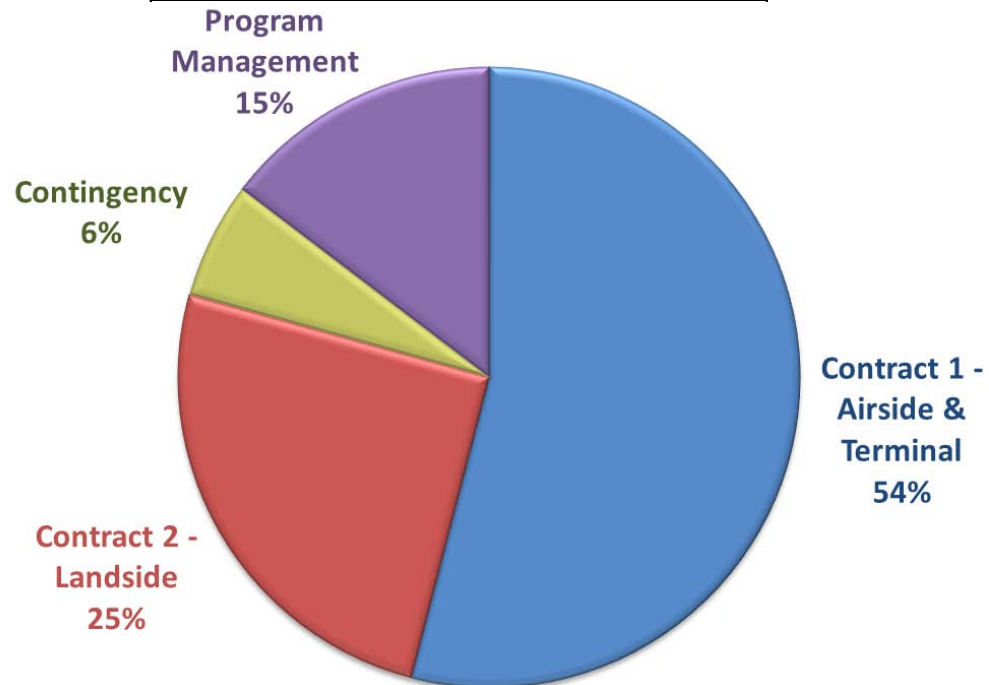
# Terminal Development Program by Contract

As of August 31, 2012



(amounts expressed in thousands except percentages)

Contract	Budget
Contract 1 - Airside & Terminal	\$ 467,175
Contract 2 - Landside	218,423
Contingency	52,521
Program Management	126,494
<b>Grand Total</b>	<b>\$ 864,613</b>





# Terminal Development Program by Location

As of August 31, 2012



(amounts expressed in thousands except percentages)

<u>Budget</u>					
Location	Budget	Grants	Passenger Facility Charge Paygo	Bonds / Interim CP**	Cash
Airside	\$ 59,048	\$ 39,758	\$ 6,560	\$ 12,730	\$ -
Landside	218,423	-	13,259	205,165	-
Terminal	408,127	20,178	69,865	318,084	-
Program Management	126,494	2,585	29,102	93,793	1,014
Contingency	52,521	-	-	52,521	-
<b>Grand Total</b>	<b>\$ 864,613</b>	<b>\$ 62,522</b>	<b>\$ 118,785</b>	<b>\$ 682,292</b>	<b>\$ 1,014</b>

<u>Actuals</u>					
Location	Life-to-Date Actuals	Grants	Passenger Facility Charge Paygo	Bonds / Interim CP**	Cash
Airside	\$ 47,293	\$ 35,164	\$ 5,561	\$ 6,568	\$ -
Landside	142,894	-	13,259	129,636	-
Terminal	234,065	11,603	52,026	152,109	18,327
Program Management	82,697	2,539	29,102	47,117	3,939
Contingency	-	-	-	-	-
<b>Grand Total</b>	<b>\$ 506,950</b>	<b>\$ 49,306</b>	<b>\$ 99,948</b>	<b>\$ 335,430</b>	<b>\$ 22,265</b>

<u>% Used</u>					
Location	Life-to-Date Actuals	Grants	Passenger Facility Charge Paygo	Bonds / Interim CP**	Cash
Airside	80%	88%	85%	52%	*
Landside	65%	0%	100%	63%	*
Terminal	57%	58%	74%	48%	*
Program Management	65%	98%	100%	50%	*
Contingency	0%	0%	0%	0%	0%
<b>Grand Total</b>	<b>59%</b>	<b>79%</b>	<b>84%</b>	<b>49%</b>	<b>*</b>

\*Funding source usage can exceed 100% of budget due to interim funding sources

\*\*Approximately 39% of bonds are paid for by PFCs and 61% are paid for by Airport Revenues

\*\*\* Actual LTD Costs exclude \$11.3M of Retention



# Terminal Development Program Grant Summary

As of August 31, 2012



(amounts expressed in thousands except percentages)

<u>Grant Summary</u>				
Grant	Project Element	Grant Award	Projected Use	Life-to-Date Use as of 8/31/2012
AIP 47	AMP Programmatic Documents	\$ 1,096	\$ 1,096	\$ 1,096
AIP 59	Terminal 2 West Apron - Phase I	31,426	31,426	27,257
AIP 60	Terminal 2 West Apron - Phase II	9,822	9,822	9,350
AIP 64	Terminal 2 West 400 Hz \ PC Air Construction	2,019	1,955	207
TSA OTA	Terminal Baggage Handling System	28,342	18,223	11,396
<b>Grand Total</b>		<b>\$ 72,704</b>	<b>\$ 62,522</b>	<b>\$ 49,306</b>





# Terminal Development Program PFC Summary

As of August 31, 2012



(amounts expressed in thousands except percentages)

<u>Passenger Facility Charge Summary</u>			
PFC #	Project Element	Total Amount	Life-to-Date Use as of 8/31/2012
<b><u>Paygo</u></b>			
APP 5	AMP Programmatic Documents	\$ 4,489	\$ 4,489
APP 7	Terminal Planning and Schematic Design	44,478	42,614
APP 7	Terminal 12kv Service Upgrade - Phase II	9,603	9,603
APP 8	Terminal Improvements - Paygo	60,215	43,242
<b>Paygo Subtotal</b>		<b>118,785</b>	<b>99,948</b>
<b><u>Debt Service</u></b>			
APP 8	Terminal - Bond Debt Service	607,796	-
APP 8	Airside - Bond Debt Service	9,884	-
APP 8	Roadway - Bond Debt Service	440,672	-
<b>Debt Service Subtotal</b>		<b>1,058,352</b>	<b>-</b>
<b>Grand Total</b>		<b>\$ 1,177,137</b>	<b>\$ 99,948</b>

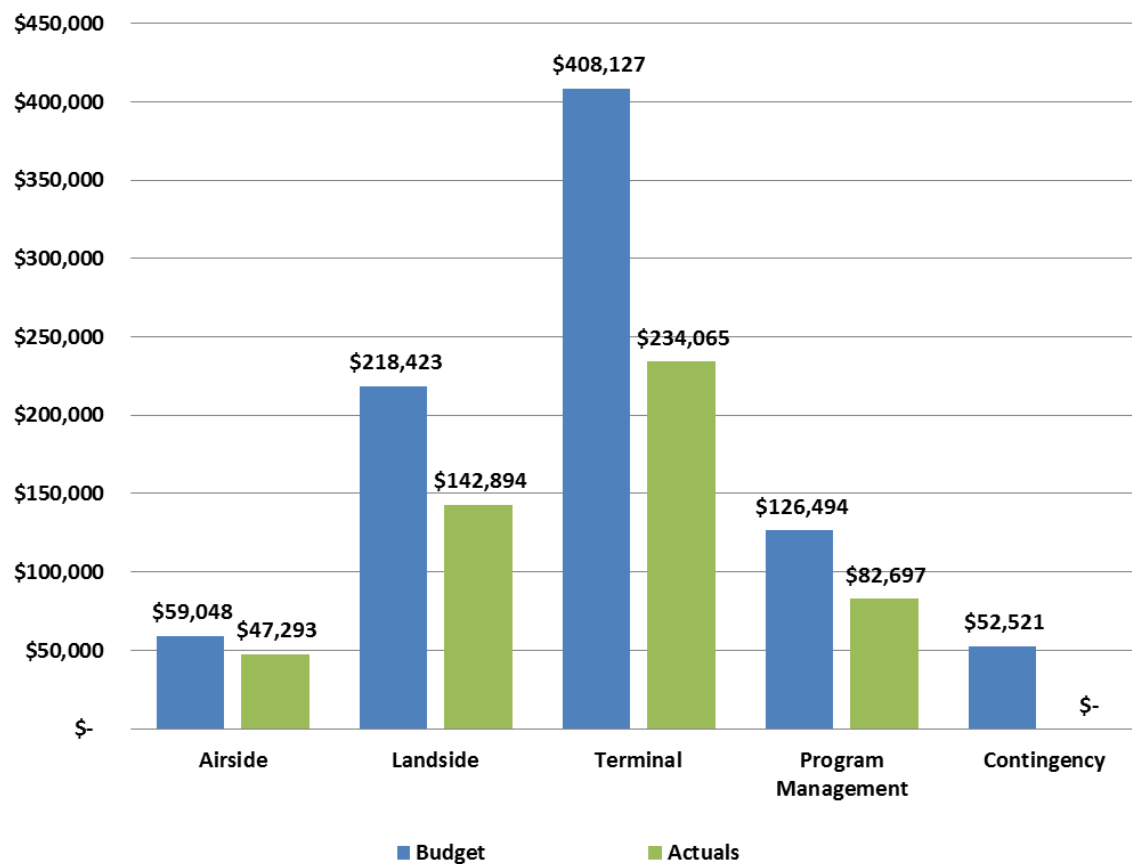


# Terminal Development Program by Location

As of August 31, 2012



(amounts expressed in thousands except percentages)

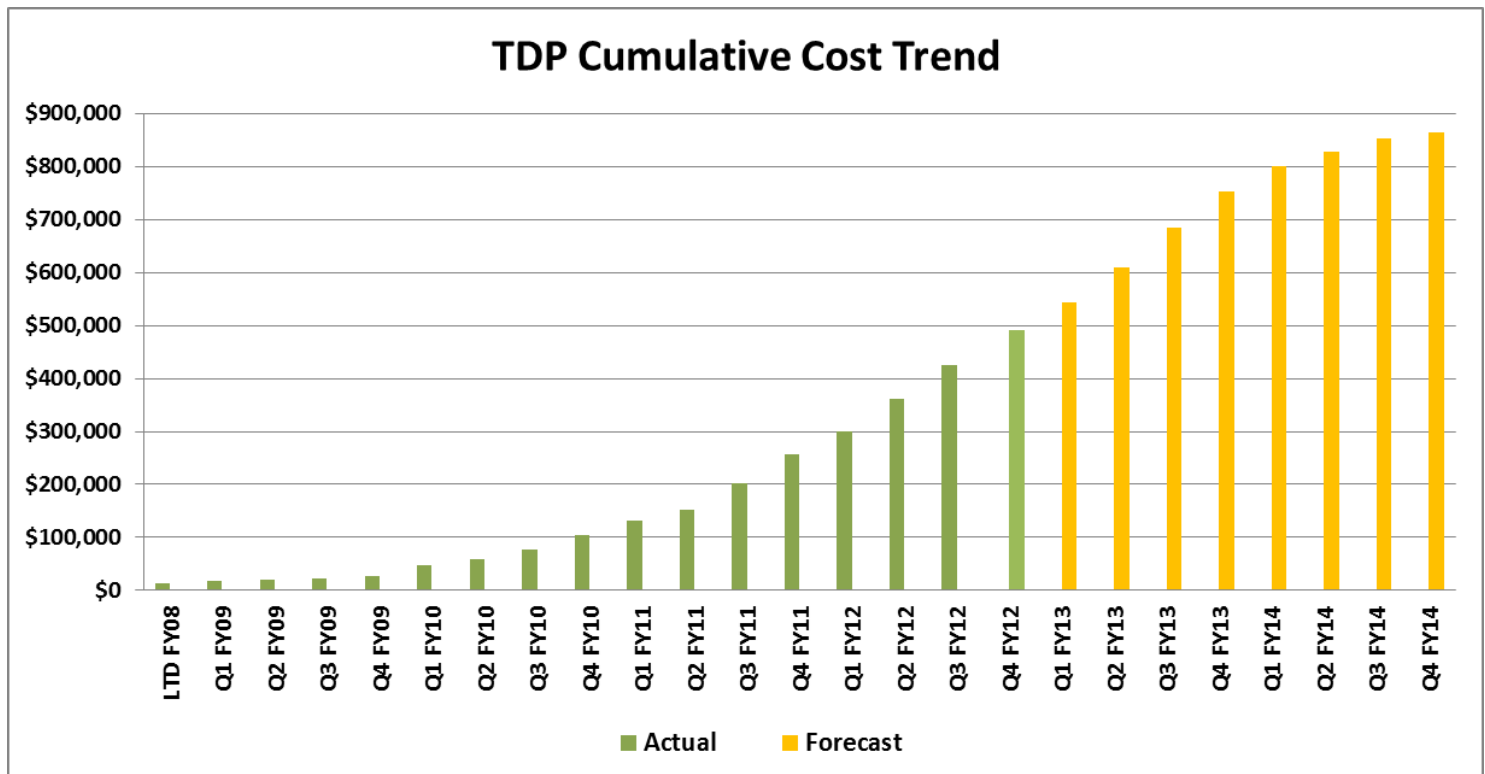




# Terminal Development Program Cost Trend

As of August 31, 2012

(amounts expressed in thousands except percentages)





# *Questions*

